

PROJECT NAME

# DE LANGE RESERVE

ADDRESS

18 De Lange Street, Wigram, Christchurch

CLIENT

Christchurch City Council

## COMMUNITY PARK TREE PLANTING STUDY

Issued date

30/05/2023



SHEET NO.	SHEET TITLE	SHEET SUBTITLE
P 00	DE LANGE RESERVE	Community Park Tree Planting Study
P 01	DE LANGE RESERVE	Existing Planting
P 02	DE LANGE RESERVE	Tree Planting Zones
P 03	DE LANGE RESERVE	Tree Planting Zones - Lot Boundary Cross Sections
P 04	DE LANGE RESERVE	Shade Study - Winter Solstice - 8 am
P 05	DE LANGE RESERVE	Shade Study - Winter Solstice - 10 am
P 06	DE LANGE RESERVE	Shade Study - Winter Solstice - 12 noon
P 07	DE LANGE RESERVE	Shade Study - Winter Solstice - 2 pm
P 08	DE LANGE RESERVE	Shade Study - Winter Solstice - 4 pm
P 09	DE LANGE RESERVE	Shade Study - Winter Solstice - 6 pm
P 10	DE LANGE RESERVE	Tree Planting Plan
P 11	DE LANGE RESERVE	Tree Planting Guidelines



PREPARED BY



Te Uruti Building, 48 Hereford St, PO Box 2833, Christchurch 8140  
Mountaineer Building, 32 Rees St, Queenstown 9300

T. 03 366 8181 E. admin@kamommarsh.co.nz W. kamommarsh.co.nz

REFERENCE NO.

5323



# DE LANGE RESERVE

Community Park Tree Planting

ADDRESS  
18 De Lange Street, Wigram,  
Christchurch

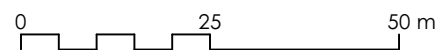
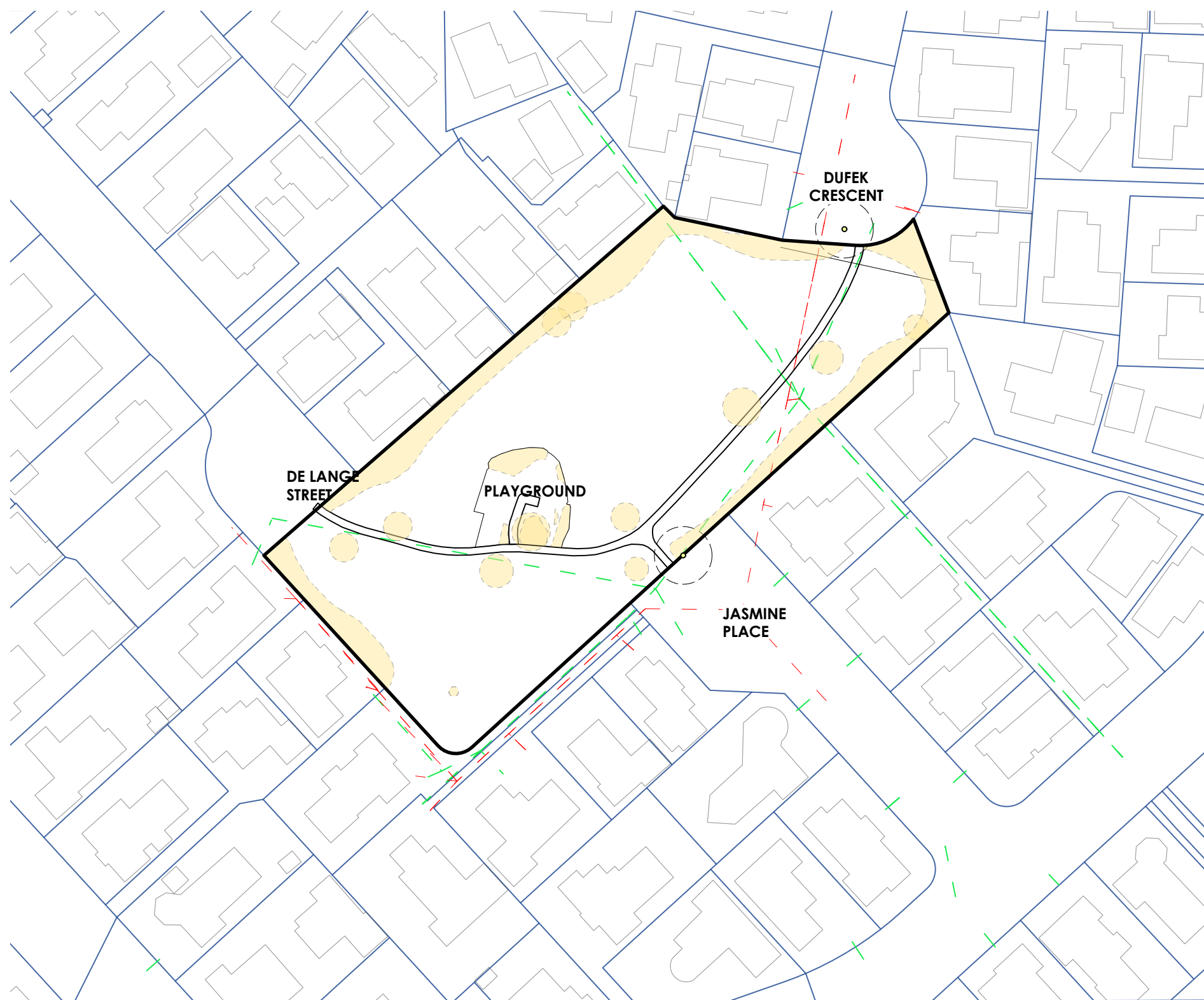
CLIENT  
Christchurch City Council

**DE LANGE RESERVE**  
Existing Planting

## LEGEND



Existing Services



A	30.05.23	TW	PRELIMINARY
REV	DATE	BY	ISSUE



Te Uruli Building, 48 Hereford St, PO Box 2833, Christchurch 8140  
Mountaineer Building, 32 Rees St, Queenstown 9300

T. 03 3668 181  
E. admin@kamommarsh.co.nz  
W. kamommarsh.co.nz

**Design** TS      **Date** 30/05/2023  
**Drawn** TW      **Scale** 1:500@A3  
**Check** TS

**REF. NO.** 5323      **PAGE** P 01  
**REVISION** A



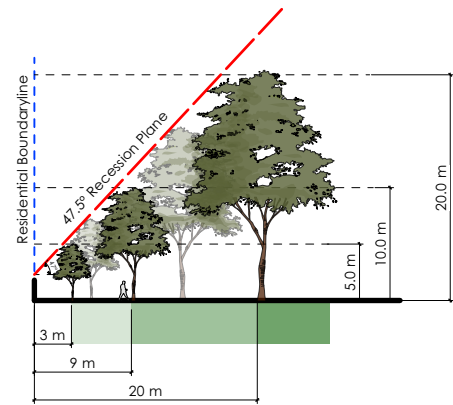


**DE LANGE RESERVE**  
 Community Park Tree Planting  
 ADDRESS  
 18 De Lange Street, Wigram,  
 Christchurch  
 CLIENT  
 Christchurch City Council  
**DE LANGE RESERVE**  
 Tree Planting Zones  
 Lot Boundary Cross Sections

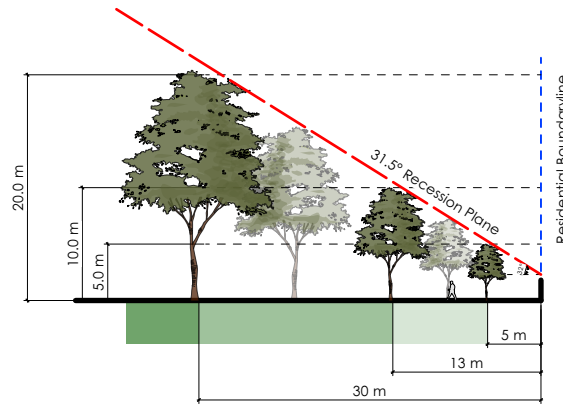
**LEGEND**

- Existing Tree/ Vegetation
- Existing Services
  - Stormwater
  - Wastewater
  - Light
- Potential Tree Planting Areas
  - 5m - 10m Trees Height Zone
  - 10m - 20m Trees Height Zone
  - 20m+ Trees Height Zone
  - Potential Open Space area

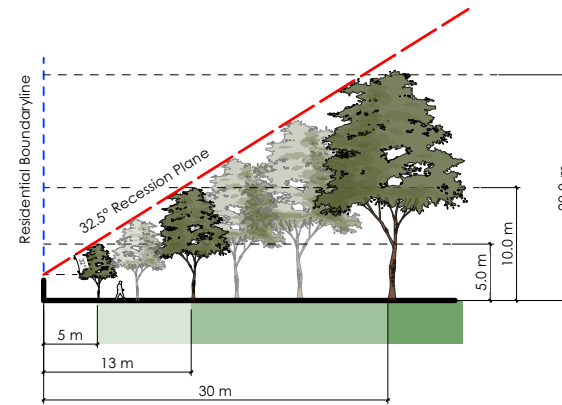
**INDICATIVE CROSS SECTION THROUGH THE BOUNDARIES**



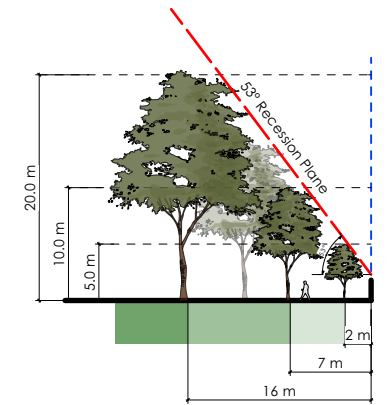
**Cross Section A-A**



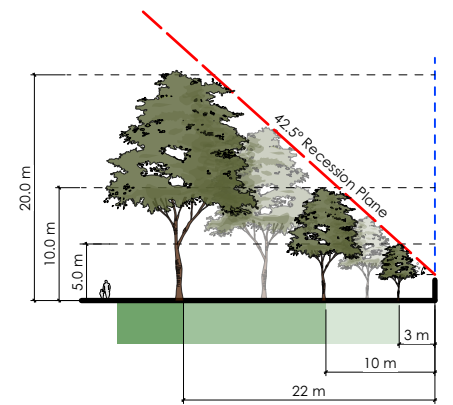
**Cross Section B-B**



**Cross Section C-C**



**Cross Section D-D**



**Cross Section F-F**

REV	DATE	BY	ISSUE
A	30.05.23	TW	PRELIMINARY



Te Uruli Building, 48 Hereford St, PO Box 2833, Christchurch 8140  
 Mountaineer Building, 32 Rees St, Queenstown 9300

T: 03 3668 181  
 E: admin@kamommarsh.co.nz  
 W: kamommarsh.co.nz

Design TS  
 Drawn TW  
 Check TS  
 Date 30/05/2023  
 Scale Not to Scale

REF. NO. 5323  
 PAGE REVISION P 03 A

# Winter Solstice

Date: 22<sup>nd</sup> June



## DE LANGE RESERVE

Community Park Tree Planting

ADDRESS  
18 De Lange Street, Wigram,  
Christchurch

CLIENT  
Christchurch City Council

## DE LANGE RESERVE

Shade Study - Winter Solstice

8 am

8 am



Note:  
Trees in the model are shown  
at 5m, 10m, 20m height

REV	DATE	BY	ISSUE
A	30.05.23	TW	PRELIMINARY



Te Uruli Building, 48 Hereford St, PO Box 2833, Christchurch 8140  
Mountaineer Building, 32 Rees St, Queenstown 9300

T. 03 3668 181  
E. admin@kamommarsh.co.nz  
W. kamommarsh.co.nz

Design TS  
Drawn TW  
Check TS

Date 30/05/2023  
Scale Not to Scale

REF. NO. 5323

PAGE P 04  
REVISION A

# Winter Solstice

Date: 22<sup>nd</sup> June



## DE LANGE RESERVE

Community Park Tree Planting

ADDRESS  
18 De Lange Street, Wigram,  
Christchurch

CLIENT  
Christchurch City Council

## DE LANGE RESERVE

Shade Study - Winter Solstice

10 am

10 am



Note:  
Trees in the model are shown  
at 5m, 10m, 20m height

REV	DATE	BY	ISSUE
A	30.05.23	TW	PRELIMINARY



Te Ururu Building, 48 Hereford St, PO Box 2833, Christchurch 8140  
Mountaineer Building, 32 Rees St, Queenstown 9300

T. 03 3668 181  
E. admin@kamomash.co.nz  
W. kamomash.co.nz

Design TS      Date 30/05/2023  
Drawn TW      Scale Not to Scale  
Check TS

REF. NO.      PAGE      P 05  
5323      REVISION      A

# Winter Solstice

Date: 22<sup>nd</sup> June

12 noon



## DE LANGE RESERVE

Community Park Tree Planting

ADDRESS  
18 De Lange Street, Wigram,  
Christchurch

CLIENT  
Christchurch City Council

## DE LANGE RESERVE

Shade Study - Winter Solstice

12 noon

Note:  
Trees in the model are shown  
at 5m, 10m, 20m height

REV	DATE	BY	ISSUE
A	30.05.23	TW	PRELIMINARY



Te Ururu Building, 48 Hereford St, PO Box 2833, Christchurch 8140  
Mountaineer Building, 32 Rees St, Queenstown 9300

T. 03 3668 181  
E. admin@kamomash.co.nz  
W. kamomash.co.nz

Design TS Date 30/05/2023  
Drawn TW Scale Not to Scale  
Check TS

REF. NO. 5323 PAGE REVISION P 06 A

# Winter Solstice

Date: 22<sup>nd</sup> June



## DE LANGE RESERVE

Community Park Tree Planting

ADDRESS  
18 De Lange Street, Wigram,  
Christchurch

CLIENT  
Christchurch City Council

## DE LANGE RESERVE

Shade Study - Winter Solstice

2 pm

2 pm



Note:  
Trees in the model are shown  
at 5m, 10m, 20m height

REV	DATE	BY	ISSUE
A	30.05.23	TW	PRELIMINARY



Te Ururu Building, 48 Hereford St, PO Box 2833, Christchurch 8140  
Mountaineer Building, 32 Rees St, Queenstown 9300

T. 03 3668 181  
E. admin@kamomash.co.nz  
W. kamomash.co.nz

Design TS  
Drawn TW  
Check TS

Date 30/05/2023  
Scale Not to Scale

REF. NO. 5323

PAGE P 07  
REVISION A



# Winter Solstice

Date: 22<sup>nd</sup> June

4 pm



## DE LANGE RESERVE

Community Park Tree Planting

ADDRESS  
18 De Lange Street, Wigram,  
Christchurch

CLIENT  
Christchurch City Council

## DE LANGE RESERVE

Shade Study - Winter Solstice

4 pm

Note:  
Trees in the model are shown  
at 5m, 10m, 20m height

REV	DATE	BY	ISSUE
A	30.05.23	TW	PRELIMINARY



Te Ururu Building, 48 Hereford St, PO Box 2833, Christchurch 8140  
Mountaineer Building, 32 Rees St, Queenstown 9300

T. 03 3668 181  
E. admin@kamomash.co.nz  
W. kamomash.co.nz

Design TS      Date 30/05/2023  
Drawn TW      Scale Not to Scale  
Check TS

REF. NO.      PAGE      P 08  
5323      REVISION      A

# Winter Solstice

Date: 22<sup>nd</sup> June

6 pm



## DE LANGE RESERVE

Community Park Tree Planting

ADDRESS  
18 De Lange Street, Wigram,  
Christchurch

CLIENT  
Christchurch City Council

## DE LANGE RESERVE

Shade Study - Winter Solstice

6 pm

Note:  
Trees in the model are shown  
at 5m, 10m, 20m height

REV	DATE	BY	ISSUE
A	30.05.23	TW	PRELIMINARY



Te Uruli Building, 48 Hereford St, PO Box 2833, Christchurch 8140  
Mountaineer Building, 32 Rees St, Queenstown 9300

T. 03 3668 181  
E. admin@kamommarsh.co.nz  
W. kamommarsh.co.nz

Design TS  
Drawn TW  
Check TS

Date 30/05/2023  
Scale Not to Scale

REF. NO. 5323

PAGE P 09  
REVISION A



**PLANT SCHEDULE - DE LANGE RESERVE**

ID	Qty	Botanical Name	Common Name
<b>TREE HEIGHT 5-10M</b>			
Ac.b.	3	Acer buergerianum	Trident Maple
Ac.fr.	3	Acer x freemanii	Freeman's Maple
Ar. s.	1	Aristotelia serrata	Wineberry/Makamako
Co.ro.	7	Coprosma robusta	Karamu
Cr.l.	10	Crataegus laevigata	Hawthorne
Lo.o	3	Lophomyrtus obcordata	Röhutu
Pi.t.	8	Pittosporum tenuifolium	Kohuhu
Pr.y.	2	Prunus yedoensis	Flowering Cherry
<b>TREE HEIGHT 11-15M</b>			
Al.j.	3	Albizia julibrissin	Silk Tree
Eu.l.	3	Eucalyptus leucoxydon	Yellow Gum
Ma.k.	2	Magnolia kobus	Kobus Magnolia
Qu.i.	5	Quercus ilex	Holm/Holly Oak
Ul.p.	4	Ulmus parvifolia	Chinese Elm
<b>TREE HEIGHT 16-20M</b>			
Ho.a.	2	Hoheria angustifolia	Narrow leafed lacebark / Houhere
Pi.eu.	2	Pittosporum eugenoides	Lemonwood / Tarata
So.m.	3	Sophora microphylla	Kowhai
<b>TREE HEIGHT 20M+</b>			
Li.t.	1	Liriodendron tulipifera	Tulip Tree
Po.t.	2	Podocarpus totara	Totara

**DE LANGE RESERVE**

Community Park Tree Planting

ADDRESS  
18 De Lange Street, Wigram, Christchurch

CLIENT  
Christchurch City Council

**DE LANGE RESERVE**  
Tree Planting Plan

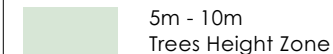
**LEGEND**



Existing Services



Potential Tree Planting Areas



Note:  
Contractor to confirm service and irrigation locations using on site service locators prior to commencing work.

**DRAFT**

REV	DATE	BY	ISSUE
A	30.05.23	JG	PRELIMINARY



Te Uruli Building, 48 Hereford St, PO Box 2833, Christchurch 8140  
Mountaineer Building, 32 Rees St, Queenstown 9300

T. 03 3668 181  
E. admin@kamommarsh.co.nz  
W. kamommarsh.co.nz

Design TS  
Drawn TS/JG  
Check TS

REF. NO. 5323  
PAGE P 10  
REVISION A

DE LANGE RESERVE			
Park Canopy Cover Summary			
Existing number of trees			12
Existing canopy cover	approx.		20%
Proposed number of new trees			64
Proposed net canopy cover (existing vegetation and proposed)	approx.		71%



# DE LANGE RESERVE

Community Park Tree Planting

ADDRESS  
18 De Lange Street, Wigram,  
Christchurch

CLIENT  
Christchurch City Council

**DE LANGE RESERVE**  
Tree Planting Guidelines

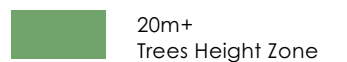
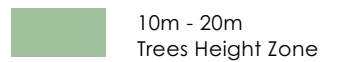
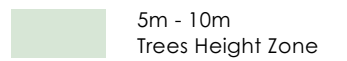
### LEGEND



Existing Services



Potential Tree Planting Areas



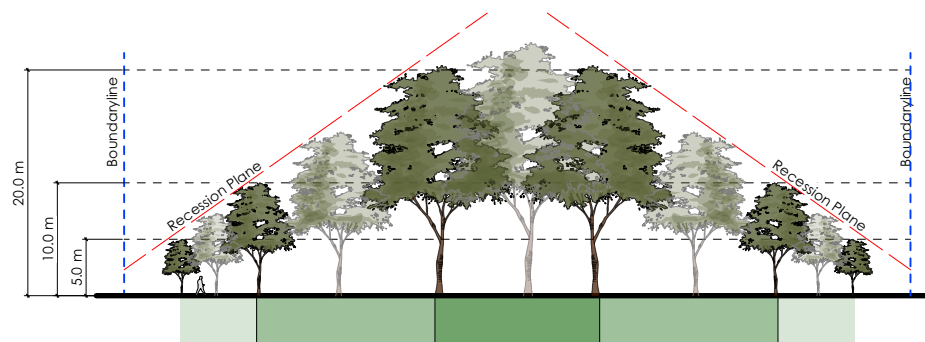
### Guideline Summary

- Tree planting to Special Character Parks will continue the established theme.
- Trees will be positioned appropriately to allow for debris management.
- Tree species shall be well suited to the local conditions.
- Planting along waterways will be predominantly native species.
- CCC will aim for 40-60% of new tree plantings as natives.

### Tree Setbacks & Spacings

- No tree shall intrude through the recession plane.
- No tree shall be planted closer than 3.0m from a pathway.
- No tree shall be planted closer than 5.0m from a sports field and no tree canopy drip line shall extend above a sports field.
- Tree spacings shall be a minimum of 5.0m apart to allow for easy lawn mowing.
- Min. 2m offset for low voltage power
- Min. 3m offset for 11kv power
- Min. 5m offset for 33-66kv
- Min. 1m offset for all other services and hard paving not mentioned above.

### Typical tree planting pattern



REV	DATE	BY	ISSUE
A	30.05.23	JG	PRELIMINARY



Te Uruli Building, 48 Hereford St, PO Box 2833, Christchurch 8140  
Mountaineer Building, 32 Rees St, Queenstown 9300

T. 03 3668 181  
E. admin@kamommarsh.co.nz  
W. kamommarsh.co.nz

Design TS  
Drawn TS/JG  
Check TS

Date 30/05/2023  
Scale Not to Scale

REF. NO.  
5323

PAGE P 11  
REVISION A