

WINTER SOLSTICE



1 21 JUNE 10AM  
A0-060  
A1 sheet scale = 1 : 1000  
A3 sheet scale is twice scale shown above



2 21 JUNE 1PM  
A0-060  
A1 sheet scale = 1 : 1000  
A3 sheet scale is twice scale shown above



3 21 JUNE 4PM  
A0-060  
A1 sheet scale = 1 : 1000  
A3 sheet scale is twice scale shown above

SUMMER SOLSTICE



4 22 DEC 10AM  
A0-060  
A1 sheet scale = 1 : 1000  
A3 sheet scale is twice scale shown above



5 22 DEC 1PM  
A0-060  
A1 sheet scale = 1 : 1000  
A3 sheet scale is twice scale shown above



6 22 DEC 4PM  
A0-060  
A1 sheet scale = 1 : 1000  
A3 sheet scale is twice scale shown above

EXTENT OF SHADING PRODUCED BY A STRUCTURE BUILT TO THE 20M HEIGHT AND HIRB CONTROLS  
EXTENT OF SHADING PRODUCED BY PROPOSED DESIGN

All dimension to be verified on site before producing shop drawings or commencing any work. Do not scale. The copyright of this drawing remains with Warren and Mahoney Architects Ltd.

Revisions

- A 22/11/19 COORDINATION SET  
B 18/12/19 DRAFT RESOURCE CONSENT  
C 09/03/20 FOR INFORMATION  
D 13/03/20 FINAL DRAFT  
E 27/03/20 RESOURCE CONSENT ISSUE  
F 15/05/20 RESOURCE CONSENT RFI

Notes

Client

RYMAN HEALTHCARE

Warren and Mahoney Architects  
New Zealand Ltd

254 Montreal Street  
PO Box 25086  
Christchurch 8011  
New Zealand  
Phone + 64 3 961 5926

Registered Architects and Designers  
www.warrenandmahoney.com

Project Title

PARK TERRACE  
SITE TWO  
PETERBOROUGH

Drawing Title

SITE .S02  
SUN STUDIES

Drawing Issue

TECHNICAL  
ASSESSMENT

Drawing Details

Scale As indicated @ A1  
Date 15/05/20  
Job No 8899  
Drawn WM Team  
Checked TDH

Drawing No

.S02 .A0-200

Revision

F



SPRING EQUINOX



2 23 SEPT 9AM  
A1 sheet scale = 1 : 1000  
A3 sheet scale is twice scale shown above



1 23 SEPT 10AM  
A1 sheet scale = 1 : 1000  
A3 sheet scale is twice scale shown above



3 23 SEPT 11AM  
A1 sheet scale = 1 : 1000  
A3 sheet scale is twice scale shown above



4 23 SEPT NOON  
A1 sheet scale = 1 : 1000  
A3 sheet scale is twice scale shown above



5 23 SEPT 1PM  
A1 sheet scale = 1 : 1000  
A3 sheet scale is twice scale shown above



6 23 SEPT 2PM  
A1 sheet scale = 1 : 1000  
A3 sheet scale is twice scale shown above

EXTENT OF SHADING PRODUCED BY A STRUCTURE BUILT TO THE 20M HEIGHT AND HIRB CONTROLS  
EXTENT OF SHADING PRODUCED BY PROPOSED DESIGN

All dimension to be verified on site before producing shop drawings or commencing any work. Do not scale. The copyright of this drawing remains with Warren and Mahoney Architects Ltd.

Revisions

- A 22/11/19 COORDINATION SET
- B 18/12/19 DRAFT RESOURCE CONSENT
- C 09/03/20 FOR INFORMATION
- D 13/03/20 FINAL DRAFT
- E 27/03/20 RESOURCE CONSENT ISSUE
- F 15/05/20 RESOURCE CONSENT RFI

Notes

Client

RYMAN HEALTHCARE

Warren and Mahoney Architects  
New Zealand Ltd

254 Montreal Street  
PO Box 25086  
Christchurch 8011  
New Zealand  
Phone + 64 3 961 5926

Registered Architects and Designers  
www.warrenandmahoney.com

Project Title

PARK TERRACE  
SITE TWO  
PETERBOROUGH

Drawing Title

SITE .S02  
SUN STUDIES

Drawing Issue

TECHNICAL  
ASSESSMENT

Drawing Details

Scale	As indicated @ A1
Date	15/05/20
Job No	8899
Drawn	WM Team
Checked	TDH

Drawing No

.S02 .A0-201

Revision

F



Revisions

Notes



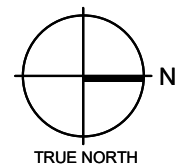
**3** 23 SEPT 3PM  
A0-060 A1 sheet scale = 1 : 1000  
A3 sheet scale is twice scale shown above



**2** 23 SEPT 4PM  
A0-060 A1 sheet scale = 1 : 1000  
A3 sheet scale is twice scale shown above



**1** 23 SEPT 5PM  
A0-060 A1 sheet scale = 1 : 1000  
A3 sheet scale is twice scale shown above



**Client**  
RYMAN HEALTHCARE

**Warren and Mahoney Architects  
New Zealand Ltd**  
254 Montreal Street  
PO Box 25086  
Christchurch 8011  
New Zealand  
Phone + 64 3 961 5926

Registered Architects and Designers  
www.warrenandmahoney.com

**Project Title**  
PARK TERRACE  
SITE TWO  
PETERBOROUGH

**Drawing Title**  
.S02  
SUN STUDIES

**Drawing Issue**  
TECHNICAL  
ASSESSMENT


**Drawing Details**  
Scale 1 : 1000 @ A1  
Date  
Job No 8899  
Drawn WM TEAM  
Checked TDH

**Drawing No** **Revision**  
.S02 .AO-202






METALCRAFT **ESPAN 470** STANDING SEAM CLADDING  
COLOURSTEEL **SLATE** FINISH



NBK ARCHITECTURAL TERRACOTTA  
**M1.02 NATURAL** FINISH



STEEL FRAMED GLAZED BALUSTRADE  
POWDERCOATED **SLATE** FINISH




CEMINTEL **FC SHEET** CLADDING  
**BARESTONE** FINISH



KNOTWOOD ALUMINIUM BATTENS  
FINISH **TBC**



KNOTWOOD ALUMINIUM BATTENS  
FINISH **TBC**



STEEL PLANTER BOX  
POWDERCOATED **SLATE** FINISH



CANTERBURY CLAY **BRICK**  
**WAKATIPU** FINISH



STEEL FIN BALUSTRADE  
POWDERCOATED **SLATE** FINISH

INDICATIVE ONLY  
**PETERBOROUGH ST** **BUILDING B07**





METALCRAFT **ESPAN 470** STANDING SEAM CLADDING  
COLOURSTEEL **SLATE** FINISH



KNOTWOOD **ALUMINIUM BATTENS**  
FINISH **TBC**



KNOTWOOD **ALUMINIUM BATTENS**  
FINISH **TBC**



CANTERBURY CLAY **BRICK**  
**WAKATIPU** FINISH



STEEL FIN **BALUSTRADE**  
POWDERCOATED **SLATE** FINISH

INDICATIVE ONLY

PETERBOROUGH ST

BUILDING B08