

Revisions

Notes



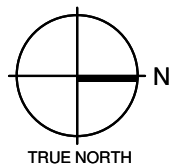
1 22 DEC 10AM\_TOWERS  
A1 sheet scale = 1 : 1000  
A3 sheet scale is twice scale shown above



2 22 DEC 1PM\_TOWERS  
A1 sheet scale = 1 : 1000  
A3 sheet scale is twice scale shown above



3 22 DEC 4PM\_TOWERS  
A1 sheet scale = 1 : 1000  
A3 sheet scale is twice scale shown above



Client  
RYMAN HEALTHCARE

Warren and Mahoney Architects  
New Zealand Ltd  
254 Montreal Street  
PO Box 25086  
Christchurch 8011  
New Zealand  
Phone + 64 3 961 5926

Registered Architects and Designers  
www.warrenandmahoney.com

Project Title

PARK TERRACE  
SITE TWO  
PETERBOROUGH

Drawing Title

SUMMER SOLSTICE -  
PREVIOUS  
APARTMENT TOWERS

Drawing Issue

Drawing Details

Scale As indicated @ A1  
Date  
Job No 8899  
Drawn Author  
Checked Checker

Drawing No Revision  
.A0-086

EXTENT OF SHADING PRODUCED BY A STRUCTURE BUILT TO THE 20M HEIGHT AND HIRB CONTROLS  
EXTENT OF SHADING PRODUCED BY PROPOSED DESIGN  
EXTENT OF SHADING PRODUCED BY PREVIOUS APARTMENT TOWER COMPLEX



Revisions

Notes



1 21 JUNE 10AM\_TOWERS

A1 sheet scale = 1 : 1000  
A3 sheet scale is twice scale shown above



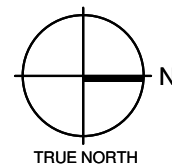
2 21 JUNE 1PM\_TOWERS

A1 sheet scale = 1 : 1000  
A3 sheet scale is twice scale shown above



3 21 JUNE 4PM\_TOWERS

A1 sheet scale = 1 : 1000  
A3 sheet scale is twice scale shown above



Client

RYMAN HEALTHCARE

Warren and Mahoney Architects  
New Zealand Ltd

254 Montreal Street  
PO Box 25086  
Christchurch 8011  
New Zealand  
Phone + 64 3 961 5926

Registered Architects and Designers  
www.warrenandmahoney.com

Project Title

PARK TERRACE  
SITE TWO  
PETERBOROUGH

Drawing Title

WINTER SOLSTICE -  
PREVIOUS  
APARTMENT TOWERS

Drawing Issue

Drawing Details

Scale	As indicated @ A1
Date	
Job No	8899
Drawn	Author
Checked	Checker

Drawing No

.A0-087

Revision

EXTENT OF SHADING PRODUCED BY A STRUCTURE BUILT TO THE 20M HEIGHT AND HIRB CONTROLS

EXTENT OF SHADING PRODUCED BY PROPOSED DESIGN

EXTENT OF SHADING PRODUCED BY PREVIOUS APARTMENT TOWER COMPLEX



Revisions

Notes



1 23 SEPT 10AM\_TOWERS

A1 sheet scale = 1 : 1000  
A3 sheet scale is twice scale shown above



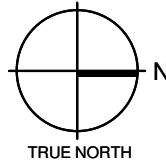
2 23 SEPT 1PM\_TOWERS

A1 sheet scale = 1 : 1000  
A3 sheet scale is twice scale shown above



3 23 SEPT 4PM\_TOWERS

A1 sheet scale = 1 : 1000  
A3 sheet scale is twice scale shown above



Client

RYMAN HEALTHCARE

Warren and Mahoney Architects  
New Zealand Ltd

254 Montreal Street  
PO Box 25086  
Christchurch 8011  
New Zealand  
Phone + 64 3 961 5926

Registered Architects and Designers  
www.warrenandmahoney.com

Project Title

PARK TERRACE  
SITE TWO  
PETERBOROUGH

Drawing Title

EQUINOX - PREVIOUS  
APARTMENT TOWERS

Drawing Issue

Drawing Details

Scale	As indicated @ A1
Date	
Job No	8899
Drawn	Author
Checked	Checker

Drawing No

.A0-088

Revision

EXTENT OF SHADING PRODUCED BY A STRUCTURE BUILT TO THE 20M HEIGHT AND HIRB CONTROLS

EXTENT OF SHADING PRODUCED BY PROPOSED DESIGN

EXTENT OF SHADING PRODUCED BY PREVIOUS APARTMENT TOWER COMPLEX