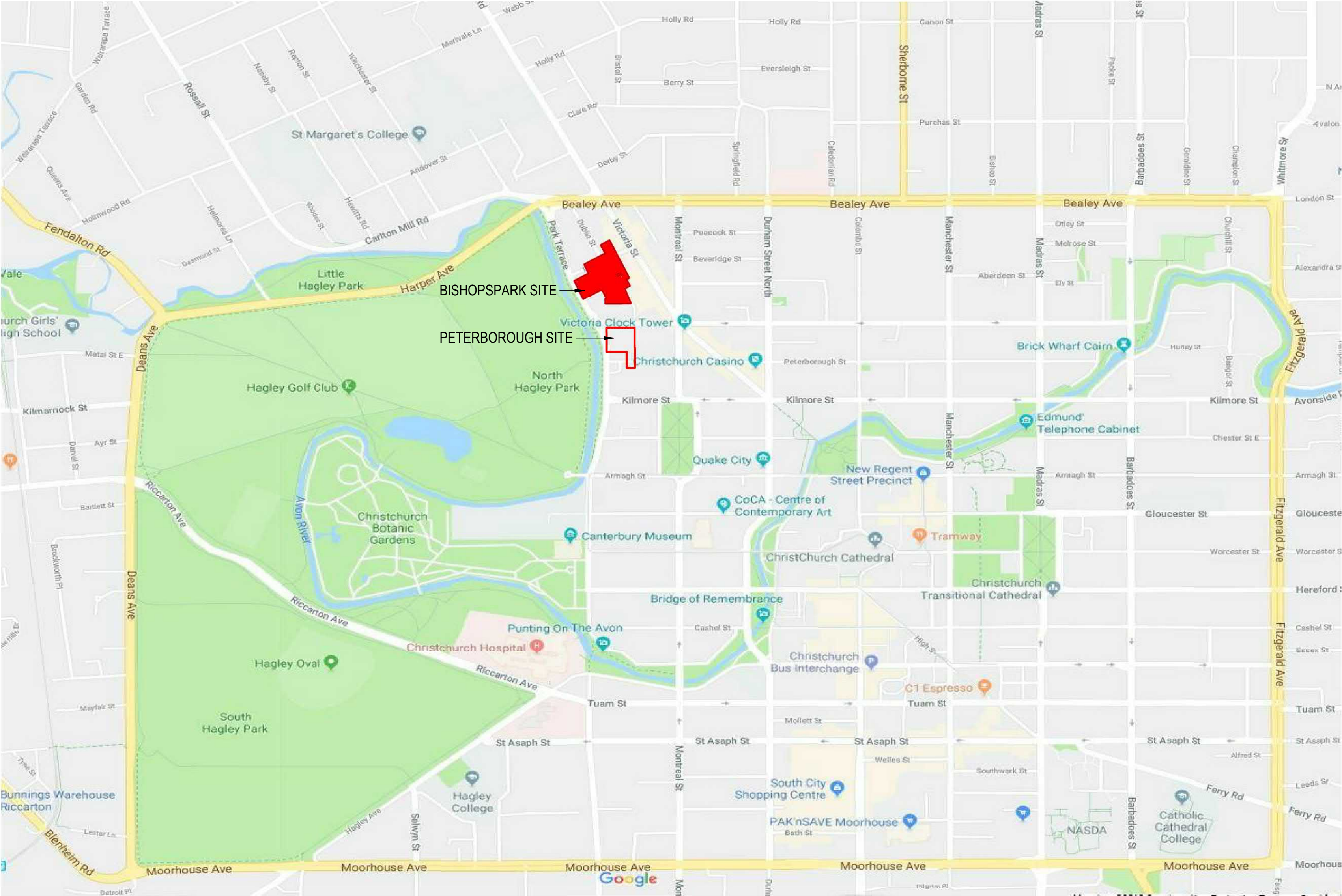
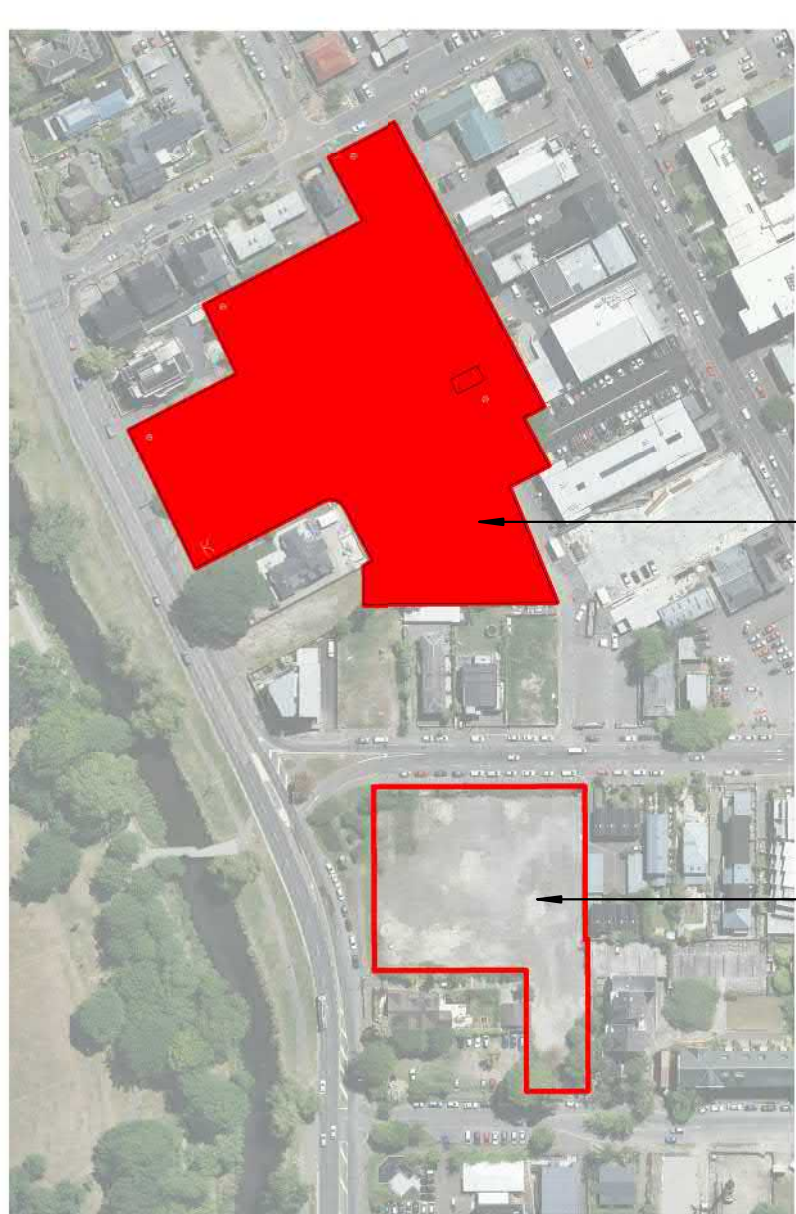


F



1 LOCATION PLAN
A0-060
A1 sheet scale = 1 : 7500
A3 sheet scale is twice scale shown above



2 SITE AERIAL PLAN
A0-060
A1 sheet scale = 1 : 2500
A3 sheet scale is twice scale shown above

SITE INFORMATION

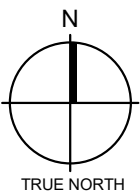
SITE ADDRESS 100 PARK TERRACE
LEGAL DESCRIPTION CHRISTCHURCH CENTRAL
Part Town Reserve 25 City of Christchurch (CB362/50)
Lot 1 DP 46511, Lot 1 DP 46369,
Lot 2 DP 13073 and Part Town Reserve 23
Town of Christchurch (CB28F/1159)
SITE AREA 12,267m2
BUILDING FOOTPRINT 5,953m2

All dimension to be verified on site before producing shop drawings or commencing any work.
Do not scale. The copyright of this drawing remains with Warren and Mahoney Architects Ltd.

Revisions

A 13/12/19 RESOURCE CONSENT
B 09/03/20 FOR INFORMATION
C 13/03/20 FINAL DRAFT
D 27/03/20 RESOURCE CONSENT ISSUE

Notes



Client

Ryman Healthcare Ltd

**Warren and Mahoney Architects
New Zealand Ltd**
254 Montreal Street
PO Box 25086
Christchurch 8011
New Zealand
Phone + 64 3 961 5926

Registered Architects and Designers
www.warrenandmahoney.com

Project Title

**PARK TERRACE
SITE ONE
BISHOPSPARK**

Drawing Title

**SITE .S01
LOCATION PLAN**

Drawing Issue

**TECHNICAL
ASSESSMENT**

Drawing Details

Scale As indicated @ A1
Date 27/03/20
Job No 8917
Drawn WM Team
Checked TDH

Drawing No

.S01 .A0-010

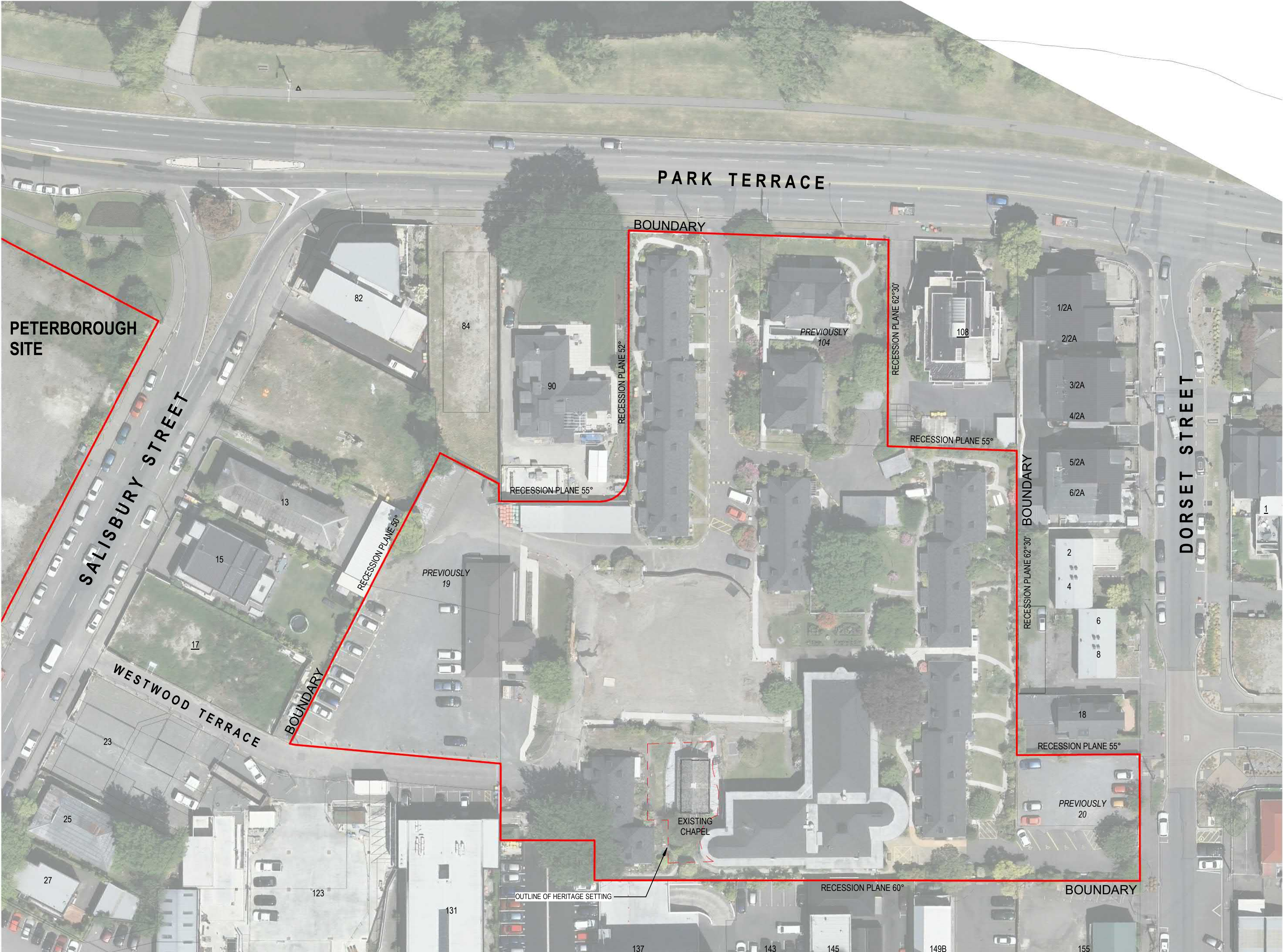
Revision

D

L

7

L



SITE INFORMATION

SITE ADDRESS	100 PARK TERRACE CHRISTCHURCH CENTRAL
LEGAL DESCRIPTION	Part Town Reserve 25 City of Christchurch (CB362/50) Lot 1 DP 46511, Lot 1 DP 46369, Lot 2 DP 13073 and Part Town Reserve 23 Town of Christchurch (CB28F/1159)
SITE AREA	12,267m ²
BUILDING FOOTPRINT	5,953m ²

All dimension to be verified on site before producing
shop drawings or commencing any work.
Do not scale. The copyright of this drawing remains
with Warren and Mahoney Architects Ltd.

Revisions

A	13/12/19	RESOURCE CONSENT
B	09/03/20	FOR INFORMATION
C	13/03/20	FINAL DRAFT
D	27/03/20	RESOURCE CONSENT ISSUE
E	15/05/20	RESOURCE CONSENT RFI

NEIGHBOURING SITE INFORMATION

17 SALISBURY STREET, CHRISTCHURCH CENTRAL
CHRISTCHURCH 8013
6 TOWNHOUSE'S DEVELOPMENT
SITE GROSS AREA: 623 m²

155 VICTORIA STREET, CHRISTCHURCH CENTRAL
CHRISTCHURCH 8013
5 STORY HOTEL ACCOMMODATION WITH RETAIL AND FOOD AND
BEVERAGE OUTLETS
LEGAL DESCRIPTION: LOT 2 DP 46042
SITE GROSS AREA: 1206 m²

1 DORSET STREET, CHRISTCHURCH CENTRAL
CHRISTCHURCH 8013
DORSET HOUSE - BOARDING HOUSE AND PRIVATE RESIDENCE
LEGAL DESCRIPTION: LOT 1 DP 12381
SITE GROSS AREA: 1,224m²

108 PARK TERRACE, CHRISTCHURCH CENTRAL
CHRISTCHURCH 8013
6 STORY APARTMENT
LEGAL DESCRIPTION: LOT 1 DP 13073
SITE GROSS AREA: 1,012m²

Notes

Client

Ryman Healthcare Ltd

Warren and Mahoney Architects New Zealand Ltd

254 Montreal Street
PO Box 25086
Christchurch 8011
New Zealand
Phone + 64 3 961 5926

Registered Architects and Designers
www.warrenandmahoney.com

Project Title

PARK TERRACE
SITE ONE
BISHOPSPARK

Drawing Title

SITE .S01
EXISTING SITE PLAN

Drawing Issue

TECHNICAL
ASSESSMENT

Drawing Details

Scale	As indicated @ A1
Date	15/05/20
Job No	8917
Drawn	WM Team
Checked	TDH

Drawing No

.S01 .A0-020

Revision

E

F



N SITE ELEVATION - NORTH

A1 sheet scale = 1 : 250
A3 sheet scale is twice scale shown above



W SITE ELEVATION - WEST

A1 sheet scale = 1 : 250
A3 sheet scale is twice scale shown above



S SITE ELEVATION - SOUTH

A1 sheet scale = 1 : 250
A3 sheet scale is twice scale shown above



E SITE ELEVATION - EAST

A1 sheet scale = 1 : 250
A3 sheet scale is twice scale shown above

All dimension to be verified on site before producing shop drawings or commencing any work. Do not scale. The copyright of this drawing remains with Warren and Mahoney Architects Ltd.

Revisions

A 13/12/19 RESOURCE CONSENT
B 09/03/20 FOR INFORMATION
C 13/03/20 FINAL DRAFT
D 27/03/20 RESOURCE CONSENT ISSUE

Notes

Client

Ryman Healthcare Ltd

**Warren and Mahoney Architects
New Zealand Ltd**

254 Montreal Street
PO Box 25086
Christchurch 8011
New Zealand
Phone + 64 3 961 5926

Registered Architects and Designers
www.warrenandmahoney.com

Project Title

**PARK TERRACE
SITE ONE
BISHOPSPARK**

Drawing Title

**SITE .S01
SITE ELEVATIONS**

Drawing Issue

**TECHNICAL
ASSESSMENT**

Drawing Details

Scale	1 : 250 @ A1
Date	27/03/20
Job No	8917
Drawn	WM Team
Checked	TDH

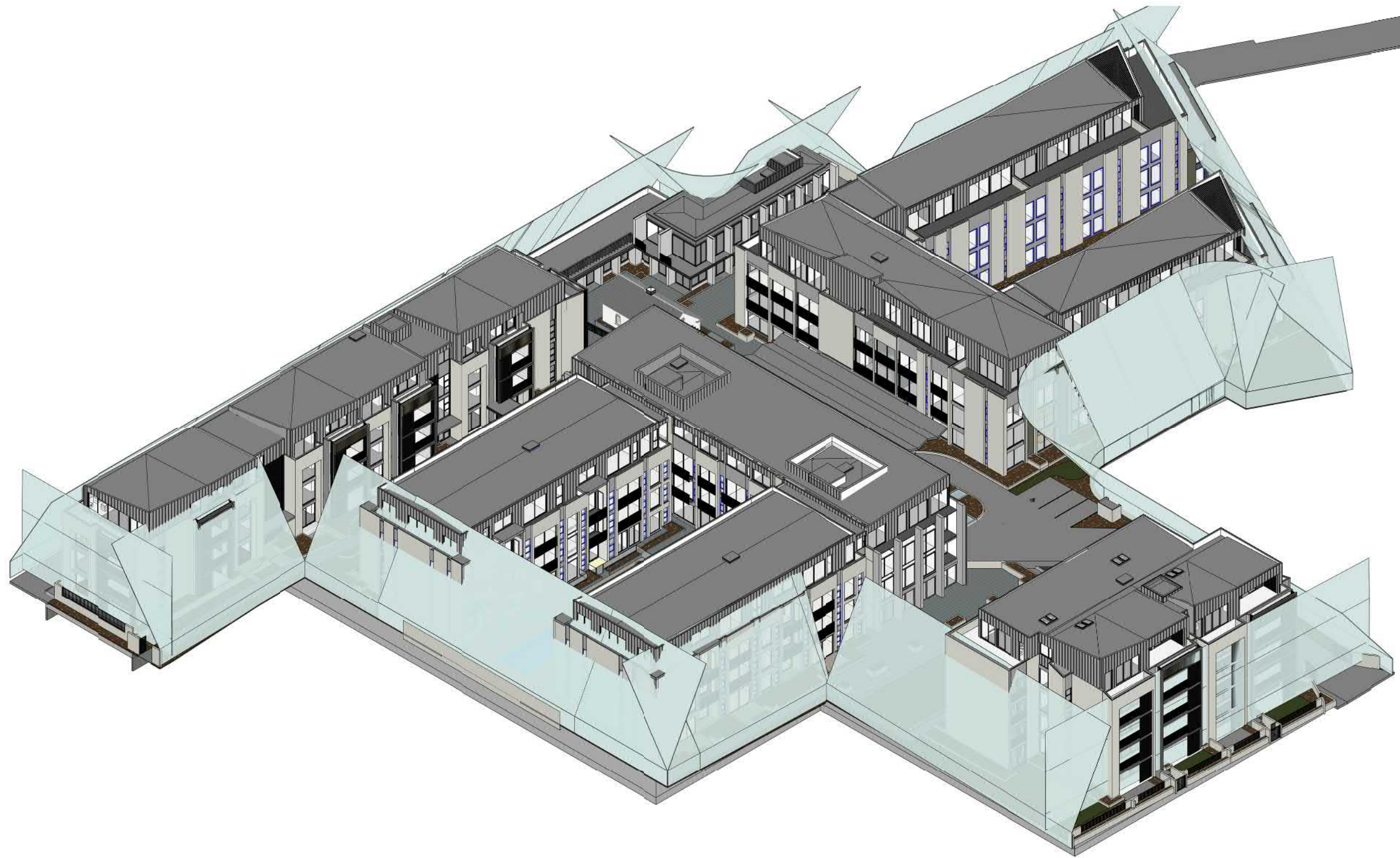
Drawing No

.S01 .A0-060

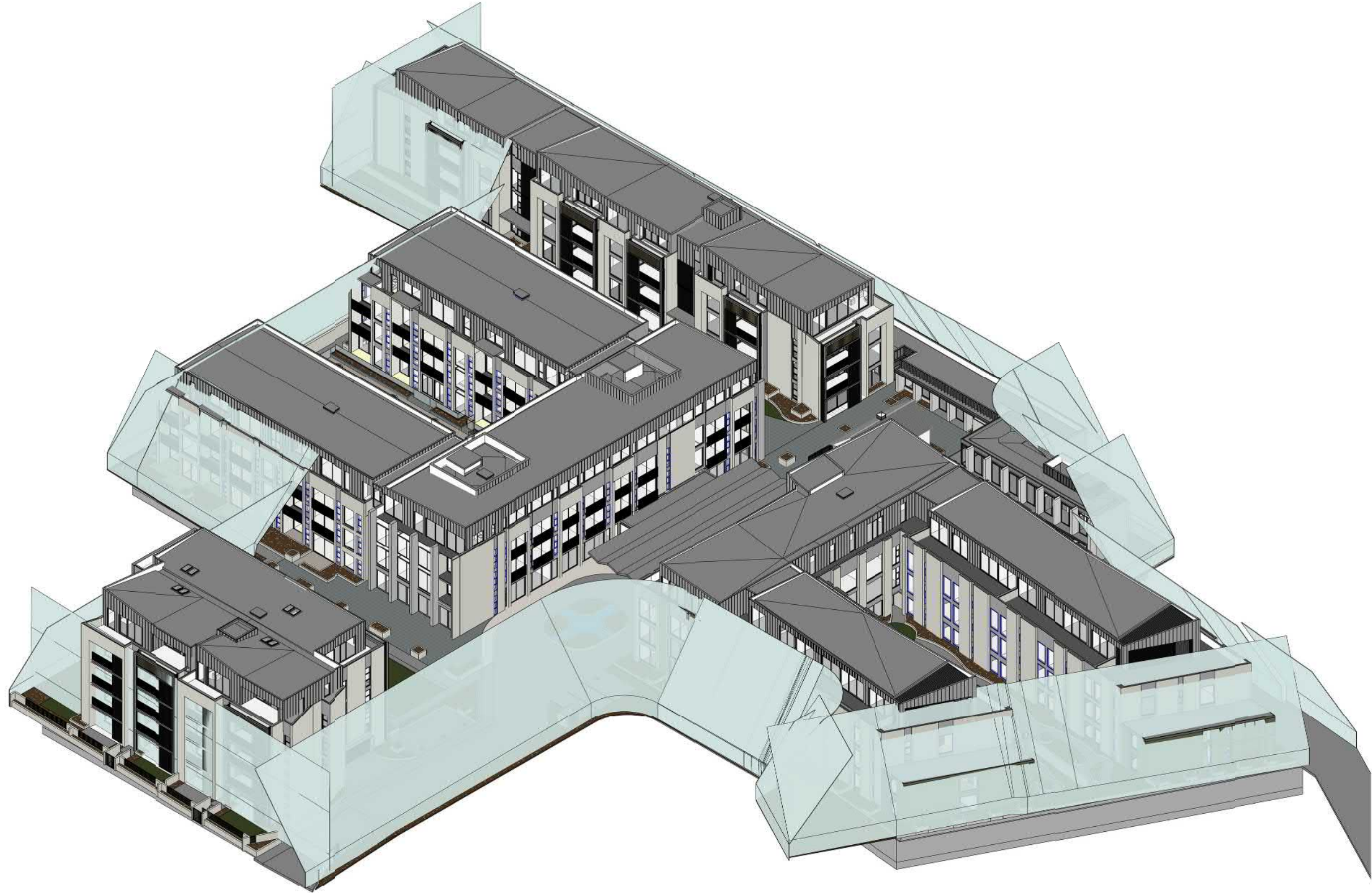
Revision

(D)

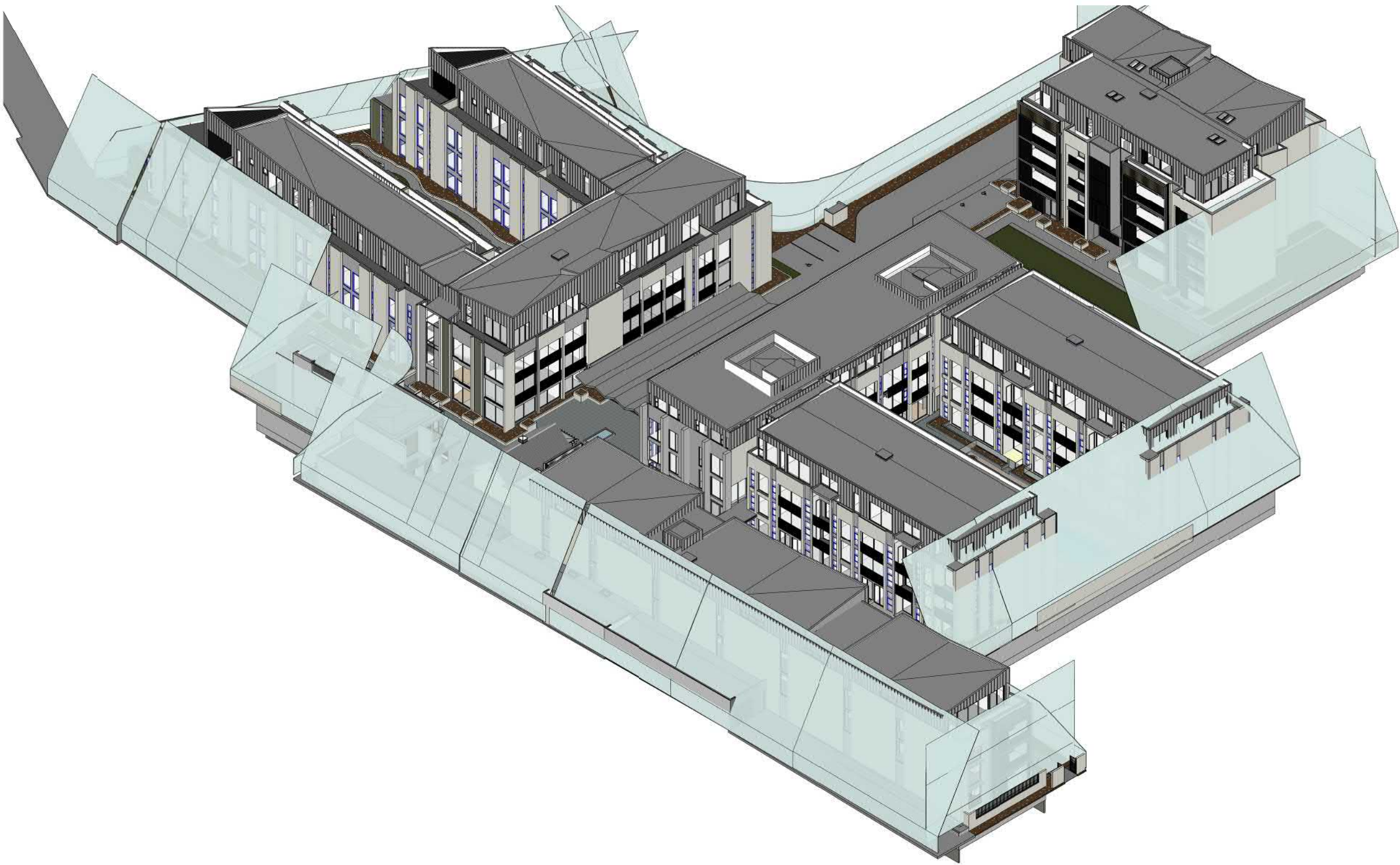
L



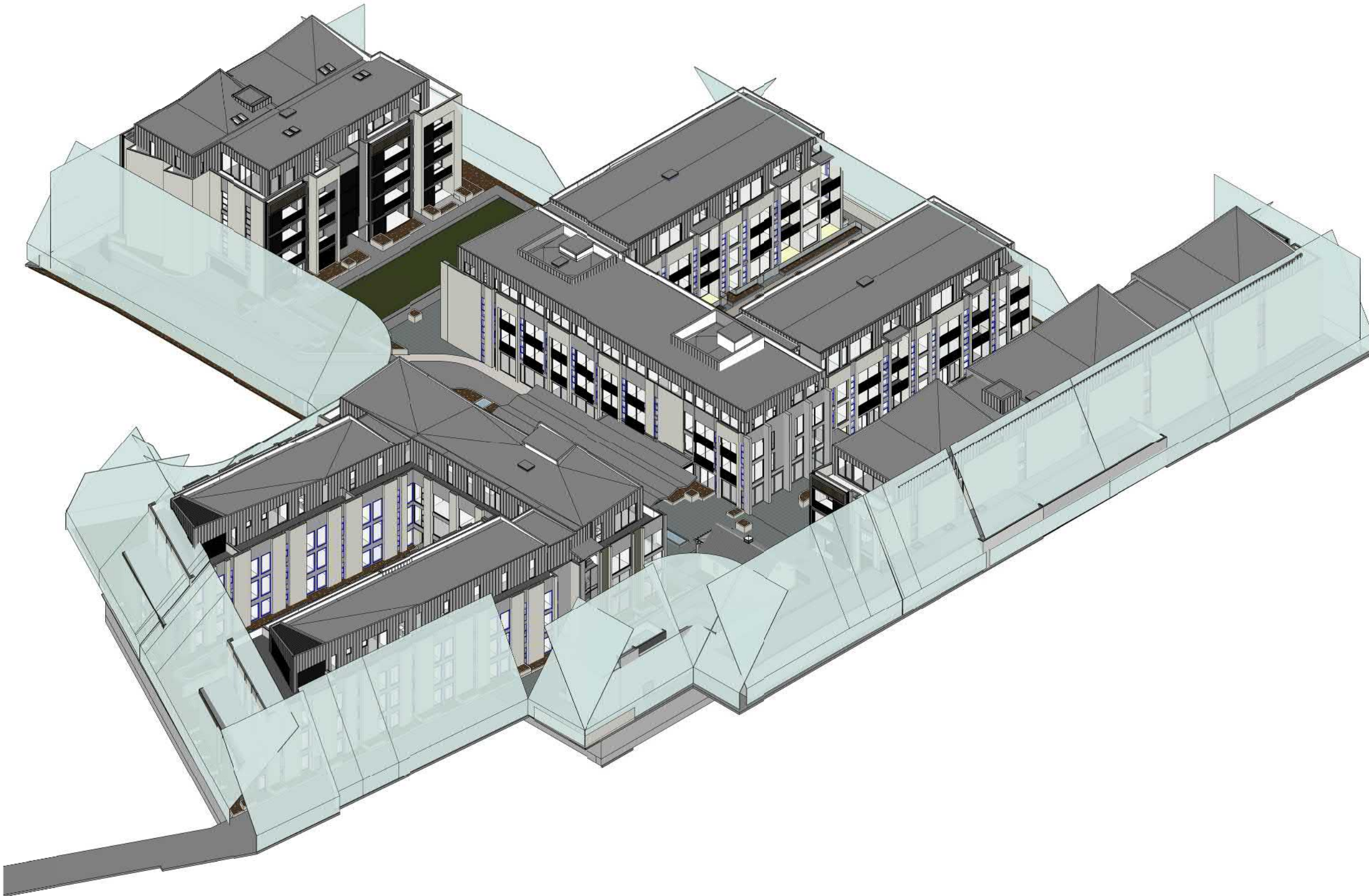
1 NORTH EAST VIEW
NOT TO SCALE



2 NORTH WEST VIEW
NOT TO SCALE



3 SOUTH EAST VIEW
NOT TO SCALE



4 SOUTH WEST VIEW
NOT TO SCALE

All dimension to be verified on site before producing shop drawings or commencing any work. Do not scale. The copyright of this drawing remains with Warren and Mahoney Architects Ltd.

Revisions

A 21/11/19 TECHNICAL ASSESSMENT
B 09/03/20 FOR INFORMATION
C 13/03/20 FINAL DRAFT
D 27/03/20 RESOURCE CONSENT ISSUE

Notes

Client

Ryman Healthcare Ltd

Warren and Mahoney Architects
New Zealand Ltd

254 Montreal Street
PO Box 25086
Christchurch 8011
New Zealand
Phone + 64 3 961 5926

Registered Architects and Designers
www.warrenandmahoney.com

Project Title

PARK TERRACE
SITE ONE
BISHOPSPARK

Drawing Title

SITE .S01
RECESSION PLANE

Drawing Issue

TECHNICAL
ASSESSMENT

Drawing Details

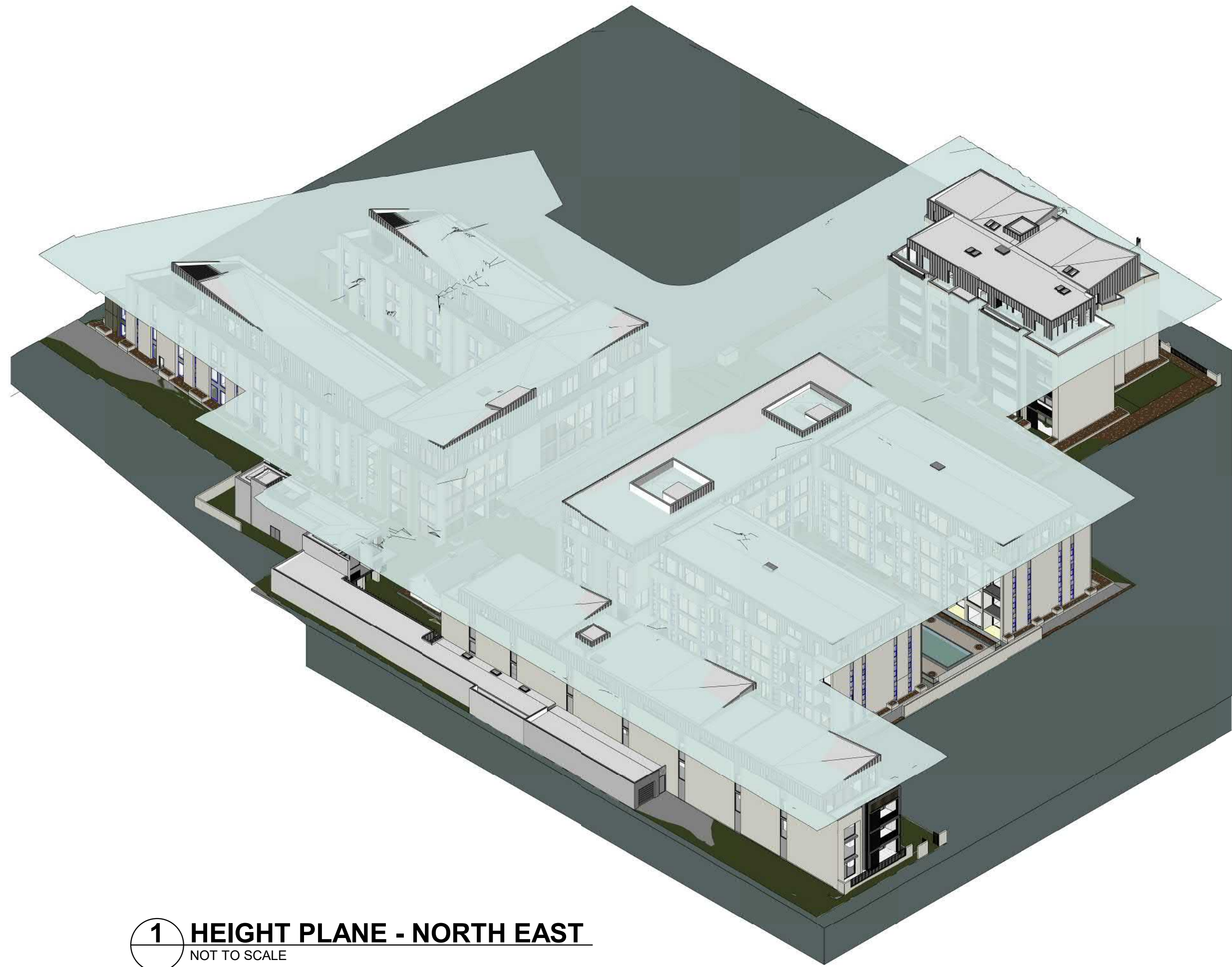
Scale	@ A1
Date	27/03/20
Job No	8917
Drawn	WM Team
Checked	TDH

Drawing No

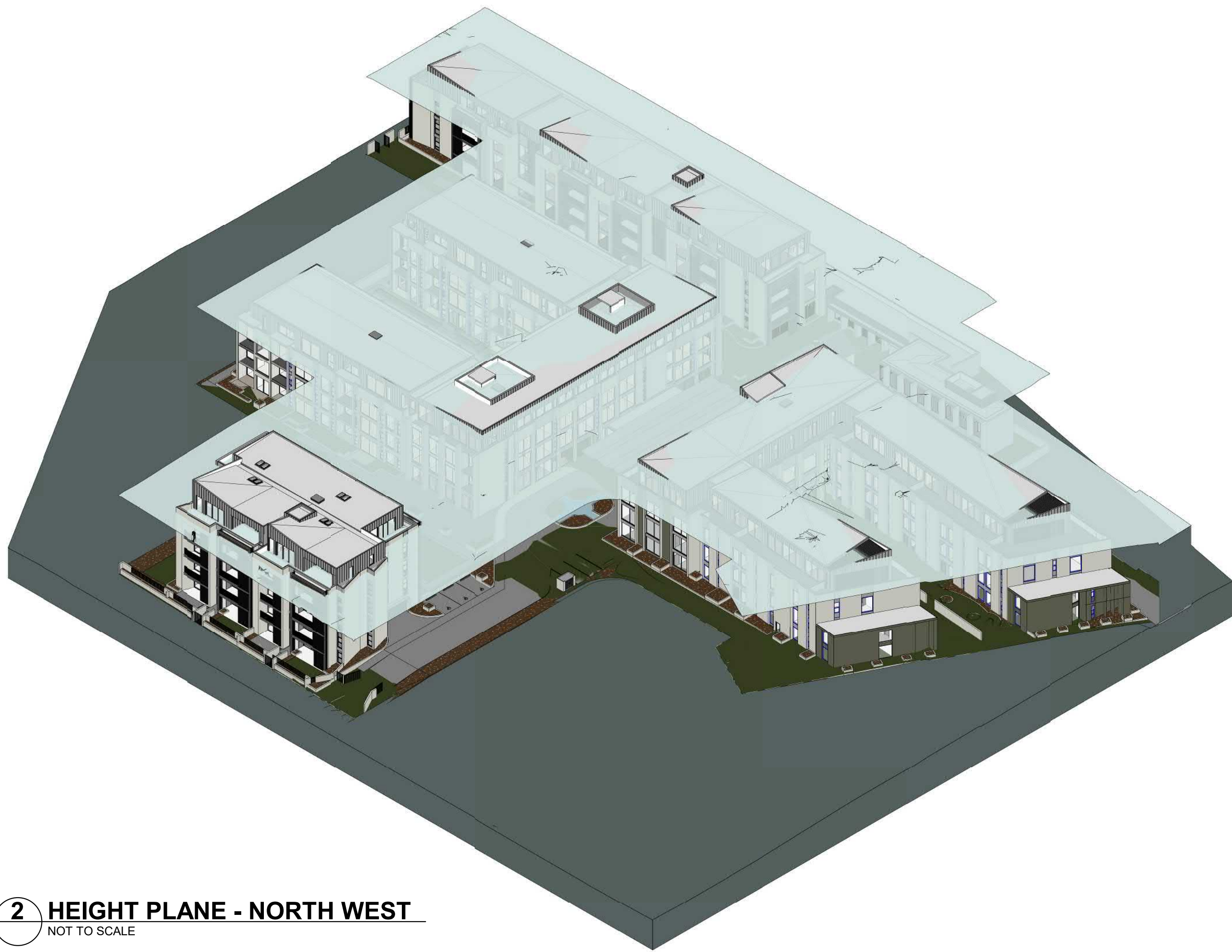
.S01 .A0-070

Revision

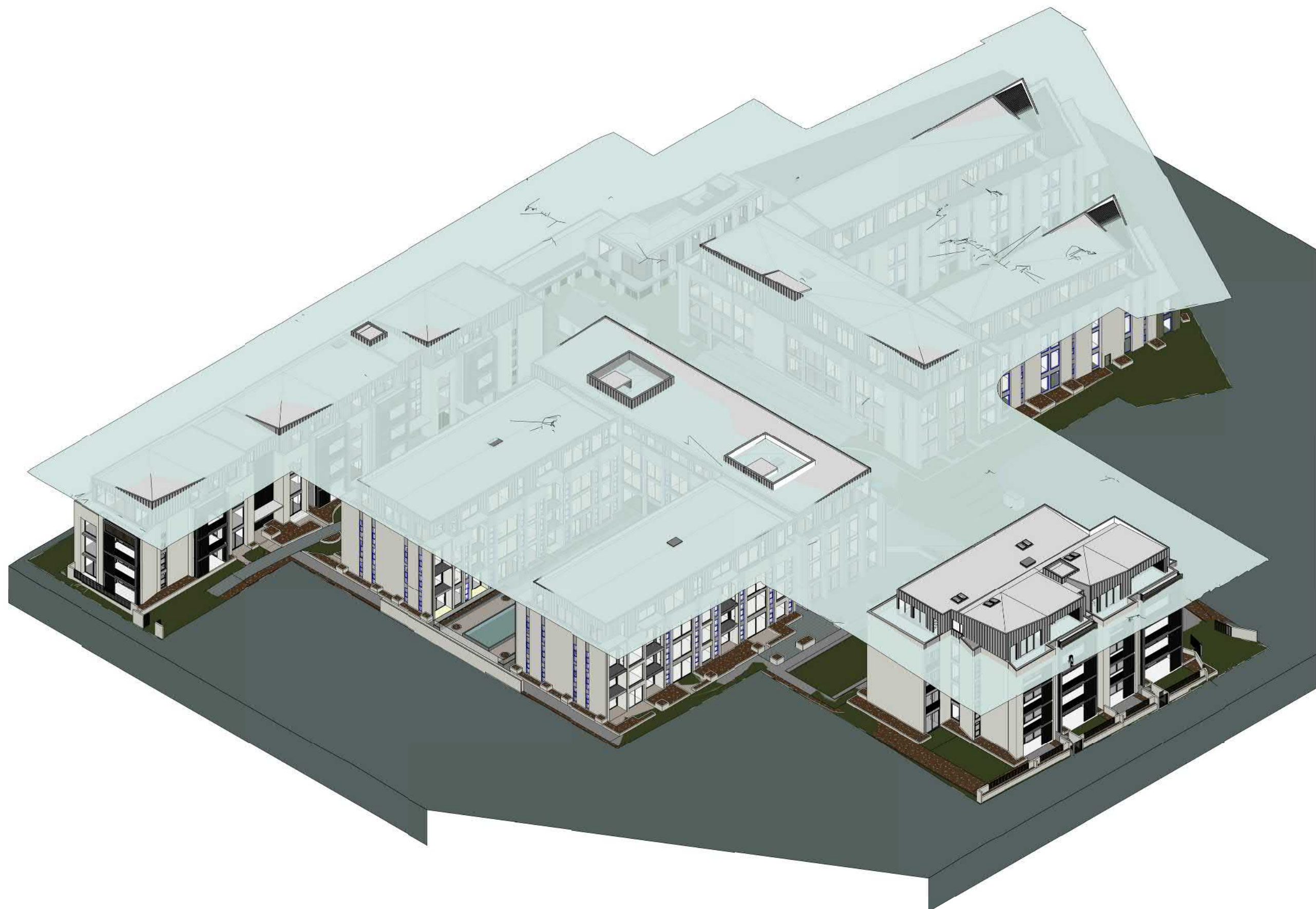
D



1 HEIGHT PLANE - NORTH EAST
NOT TO SCALE



2 HEIGHT PLANE - NORTH WEST
NOT TO SCALE



3 HEIGHT PLANE - SOUTH EAST
NOT TO SCALE



4 HEIGHT PLANE - SOUTH WEST
NOT TO SCALE

All dimension to be verified on site before producing shop drawings or commencing any work. Do not scale. The copyright of this drawing remains with Warren and Mahoney Architects Ltd.

Revisions

A 21/11/19 TECHNICAL ASSESSMENT
B 09/03/20 FOR INFORMATION
C 13/03/20 FINAL DRAFT
D 27/03/20 RESOURCE CONSENT ISSUE

Notes

Client

Ryman Healthcare Ltd

Warren and Mahoney Architects New Zealand Ltd

254 Montreal Street
PO Box 25086
Christchurch 8011
New Zealand
Phone + 64 3 961 5926

Registered Architects and Designers
www.warrenandmahoney.com

Project Title

PARK TERRACE
SITE ONE
BISHOPSPARK

Drawing Title

SITE .S01
HEIGHT PLANE

Drawing Issue

TECHNICAL
ASSESSMENT

Drawing Details

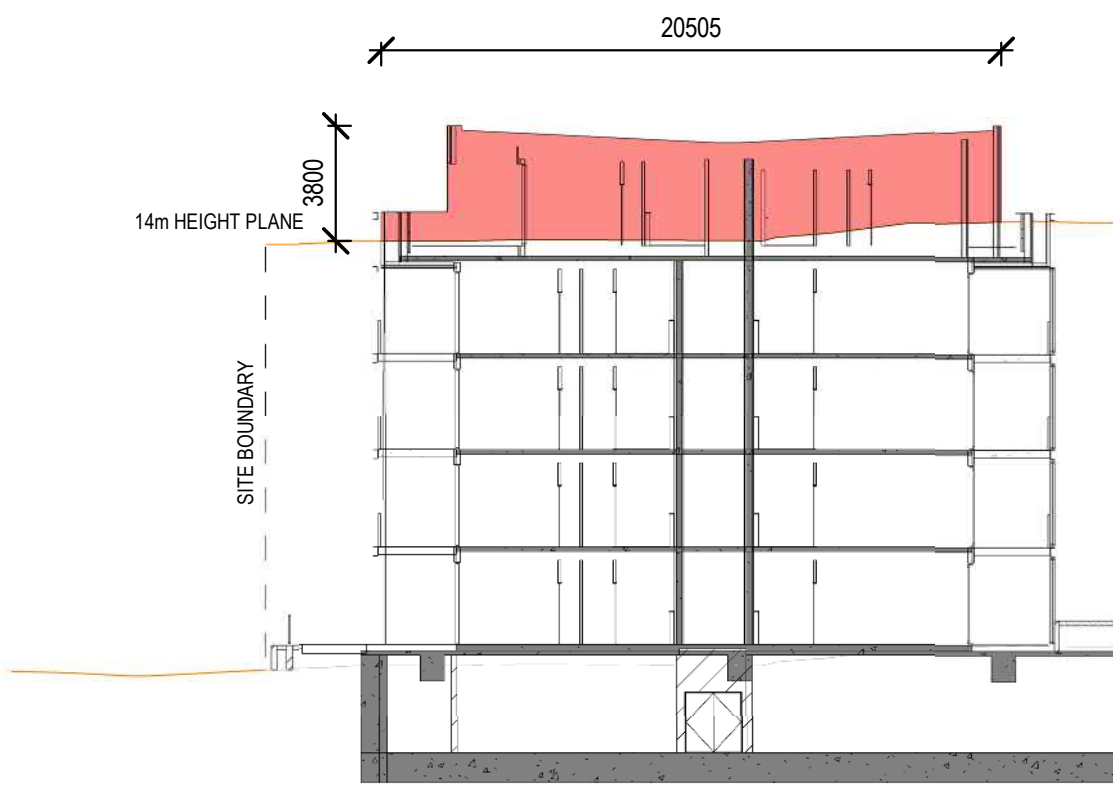
Scale	@ A1
Date	27/03/20
Job No	8917
Drawn	WM Team
Checked	TDH

Drawing No

.S01 .A0-071

Revision

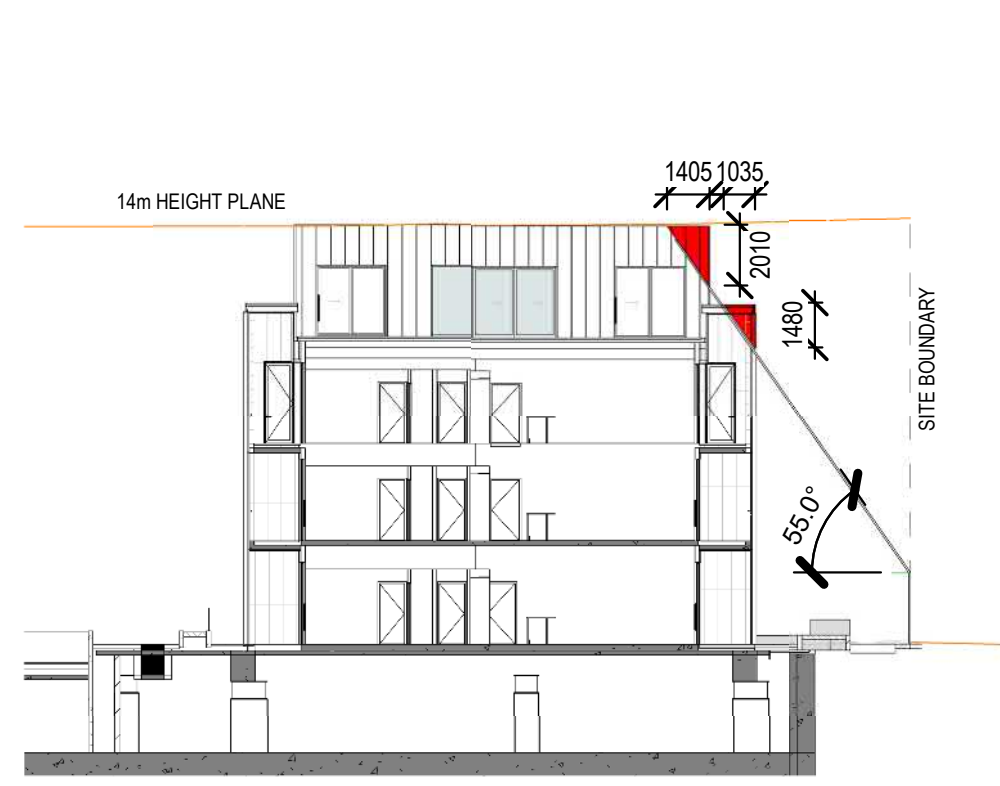
D



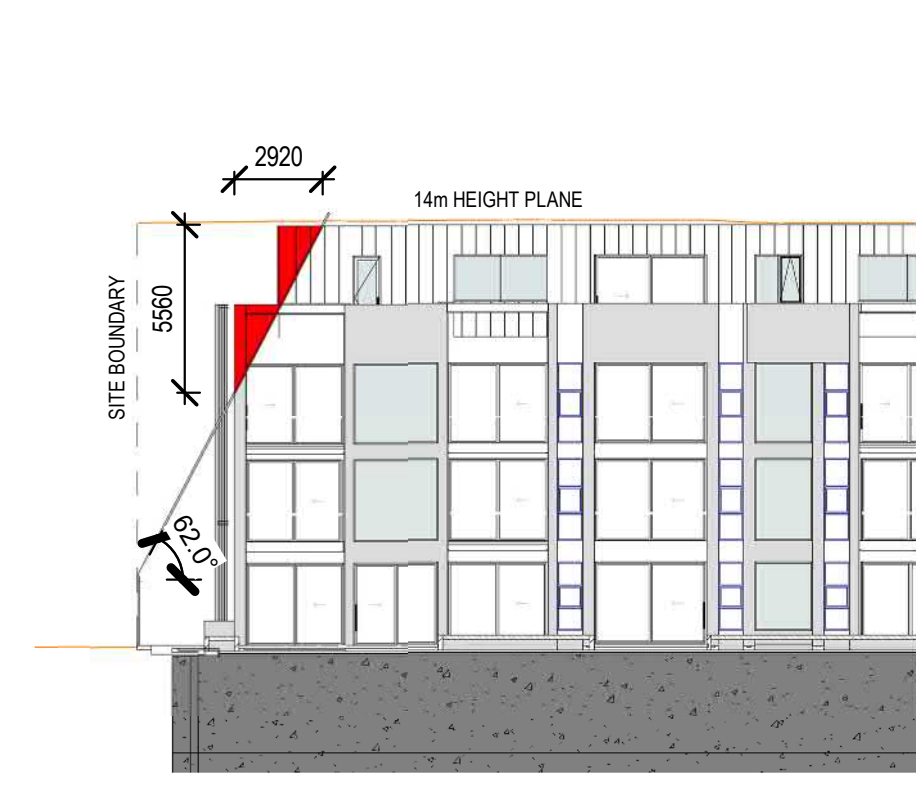
A SITE SECTION A
A0-080 A1 sheet scale = 1 : 250
A3 sheet scale is twice scale shown above



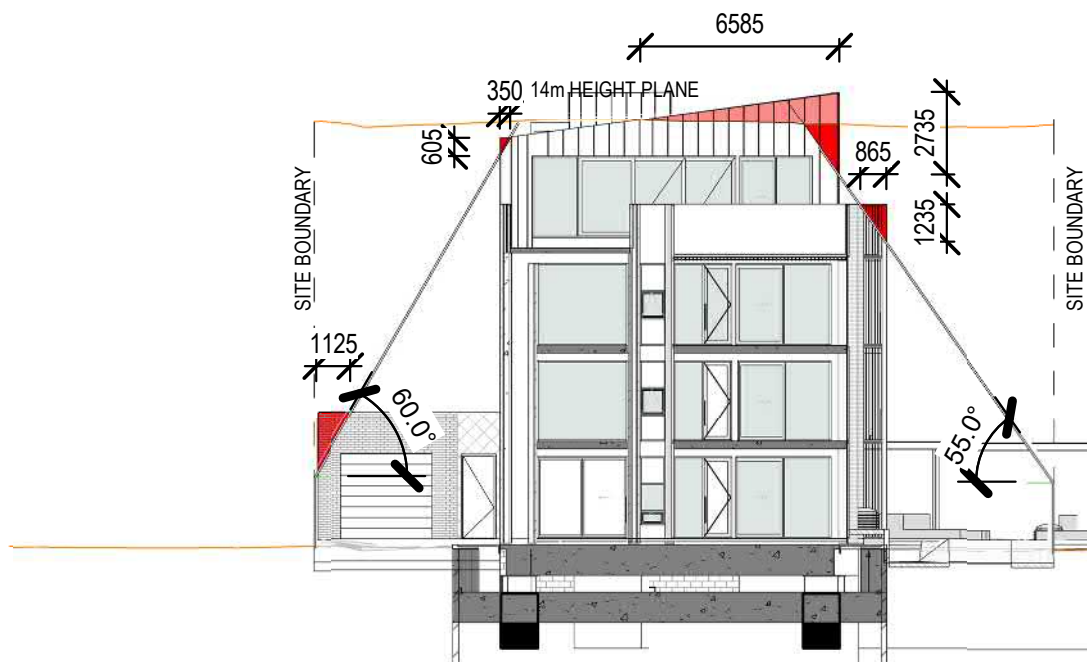
B SITE SECTION B
A0-080 A1 sheet scale = 1 : 250
A3 sheet scale is twice scale shown above



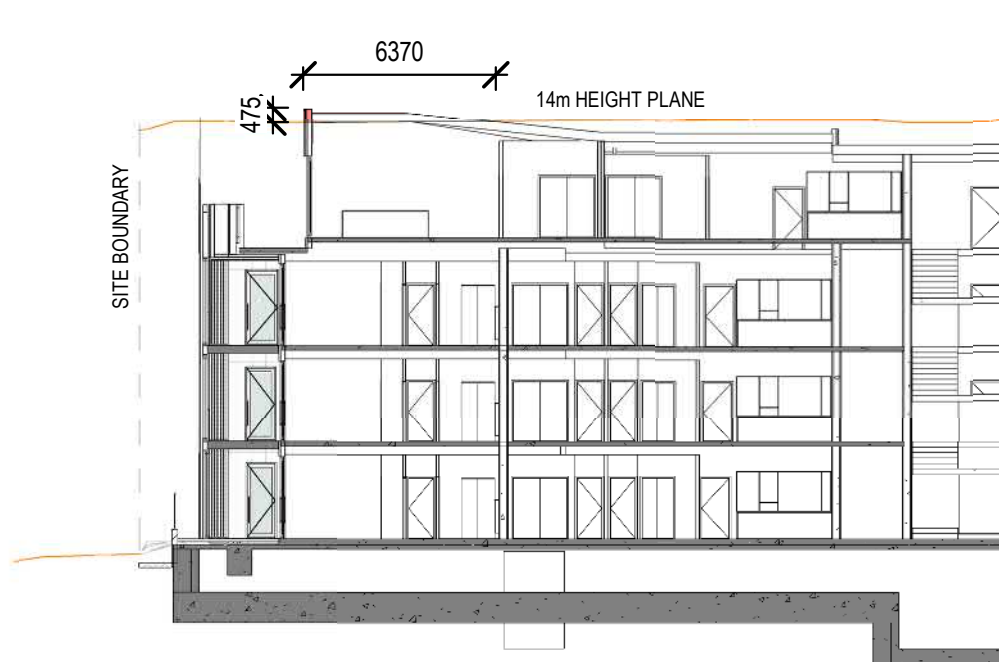
C SITE SECTION C
A0-080 A1 sheet scale = 1 : 250
A3 sheet scale is twice scale shown above



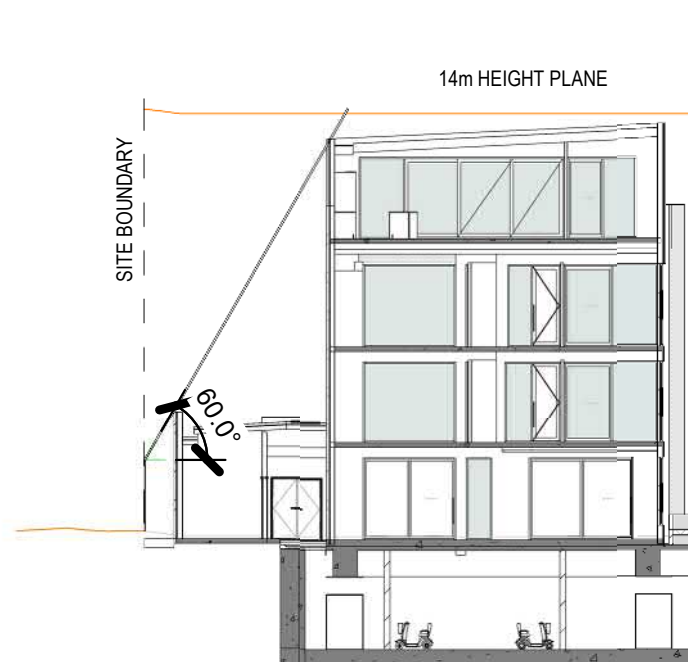
D SITE SECTION D
A0-080 A1 sheet scale = 1 : 250
A3 sheet scale is twice scale shown above



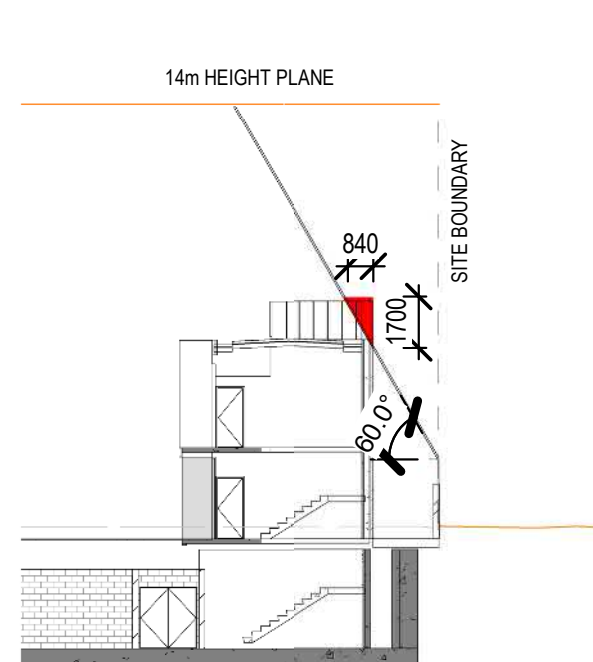
E SITE SECTION E
A0-080 A1 sheet scale = 1 : 250
A3 sheet scale is twice scale shown above



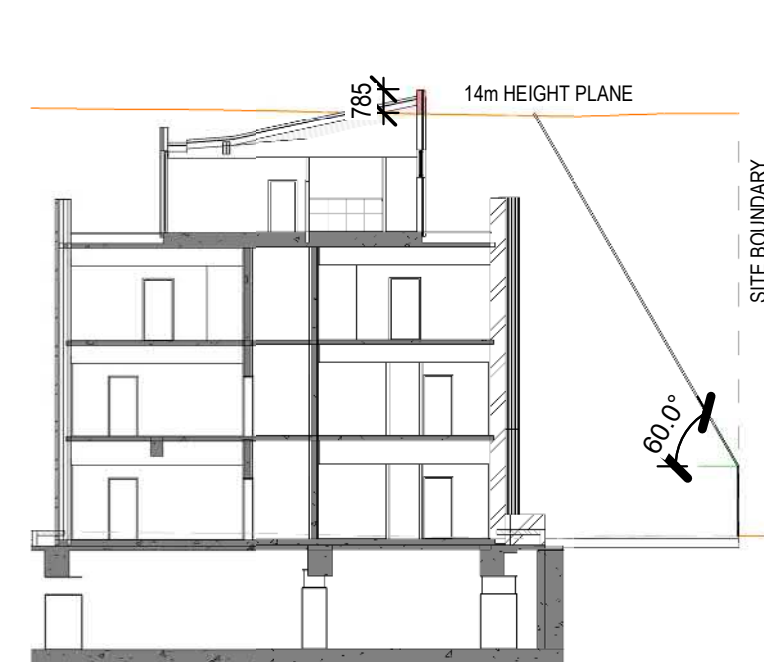
F SITE SECTION F
A0-080 A1 sheet scale = 1 : 250
A3 sheet scale is twice scale shown above



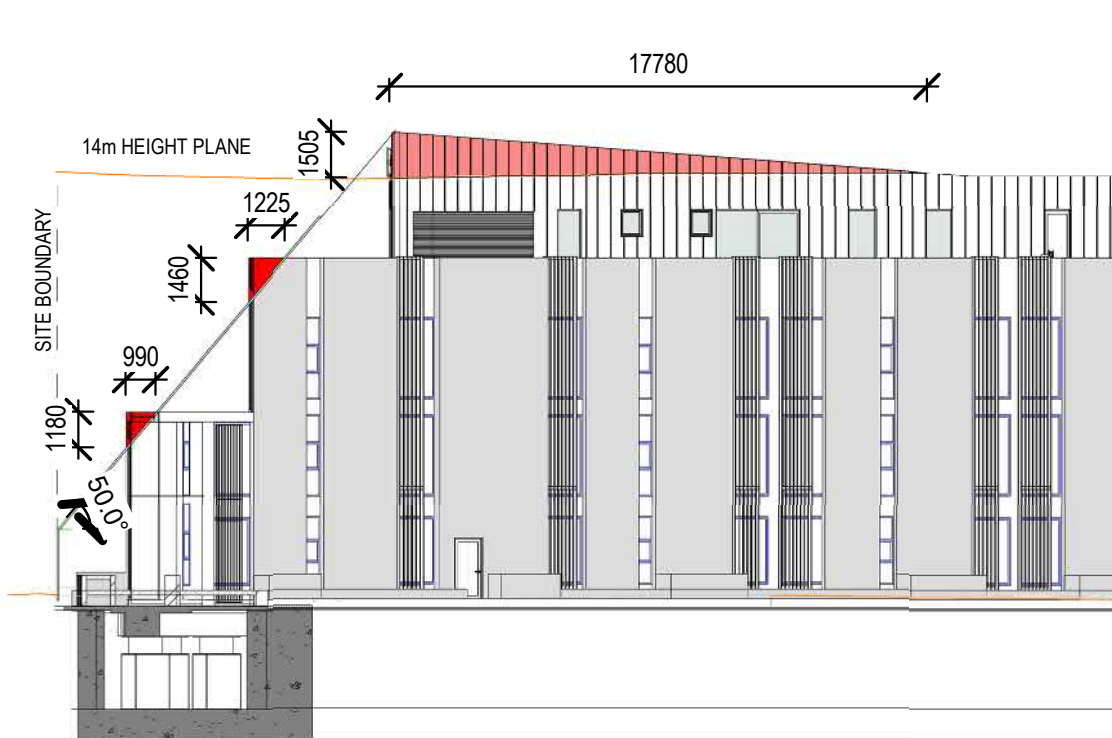
G SITE SECTION G
A0-080 A1 sheet scale = 1 : 250
A3 sheet scale is twice scale shown above



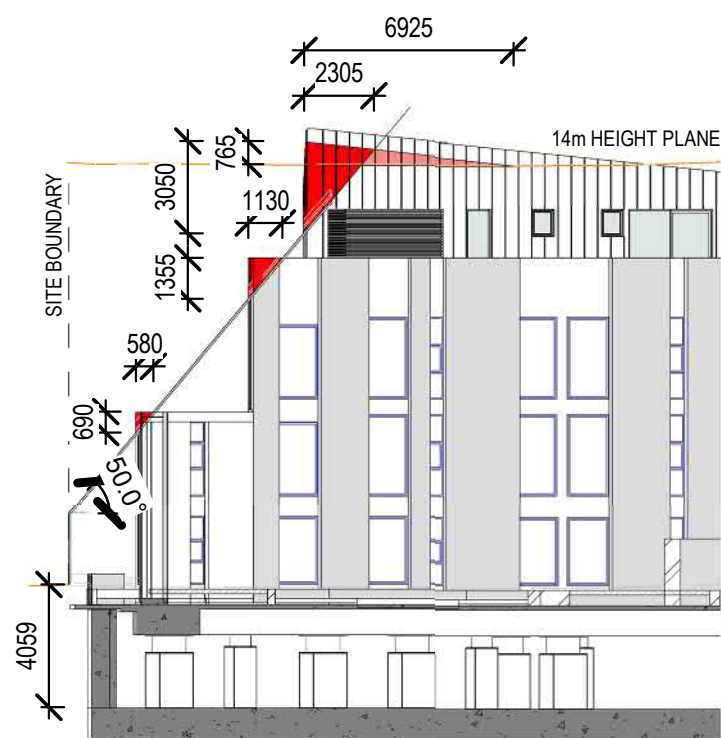
H SITE SECTION H
A0-080 A1 sheet scale = 1 : 250
A3 sheet scale is twice scale shown above



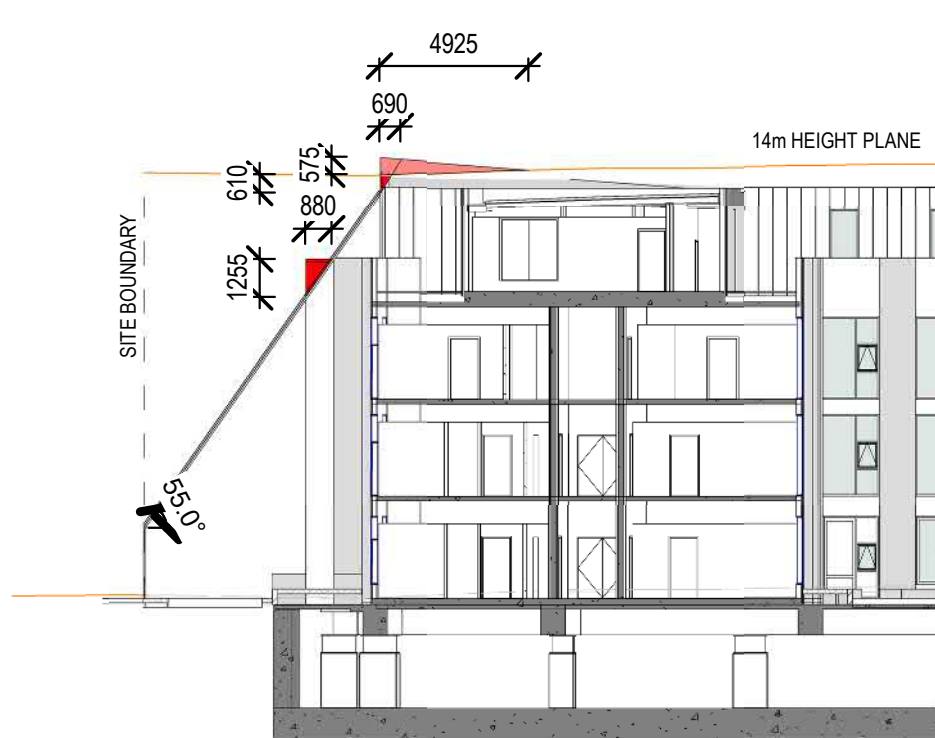
I SITE SECTION I
A0-080 A1 sheet scale = 1 : 250
A3 sheet scale is twice scale shown above



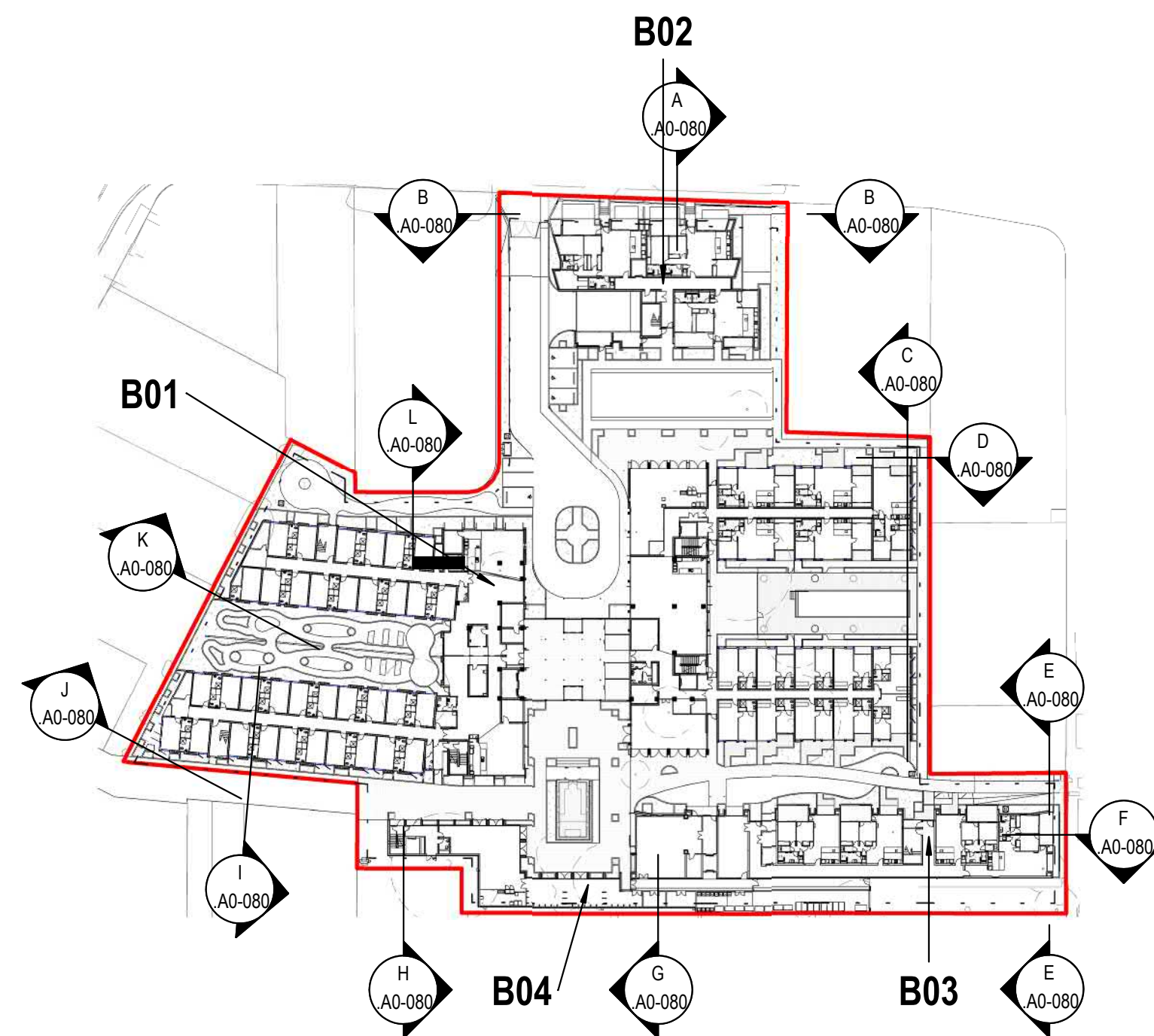
J SITE SECTION J
A0-080 A1 sheet scale = 1 : 250
A3 sheet scale is twice scale shown above



K SITE SECTION K
A0-080 A1 sheet scale = 1 : 250
A3 sheet scale is twice scale shown above



L SITE SECTION L
A0-080 A1 sheet scale = 1 : 250
A3 sheet scale is twice scale shown above



1 SITE SECTION LEGEND
A0-080 A1 sheet scale = 1 : 1000
A3 sheet scale is twice scale shown above

All dimension to be verified on site before producing shop drawings or commencing any work. Do not scale. The copyright of this drawing remains with Warren and Mahoney Architects Ltd.

Revisions

A 21/11/19 TECHNICAL ASSESSMENT
B 09/03/20 FOR INFORMATION
C 13/03/20 FINAL DRAFT
D 27/03/20 RESOURCE CONSENT ISSUE

Notes

Client

Ryman Healthcare Ltd

Warren and Mahoney Architects New Zealand Ltd

254 Montreal Street
PO Box 25086
Christchurch 8011
New Zealand
Phone + 64 3 961 5926

Registered Architects and Designers
www.warrenandmahoney.com

Project Title

PARK TERRACE
SITE ONE
BISHOPSPARK

Drawing Title

SITE .S01
SITE SECTIONS

Drawing Issue

TECHNICAL
ASSESSMENT

Drawing Details

Scale As indicated @ A1
Date 27/03/20
Job No 8917
Drawn WM Team
Checked TDH

Drawing No

.S01 .A0-080

Revision

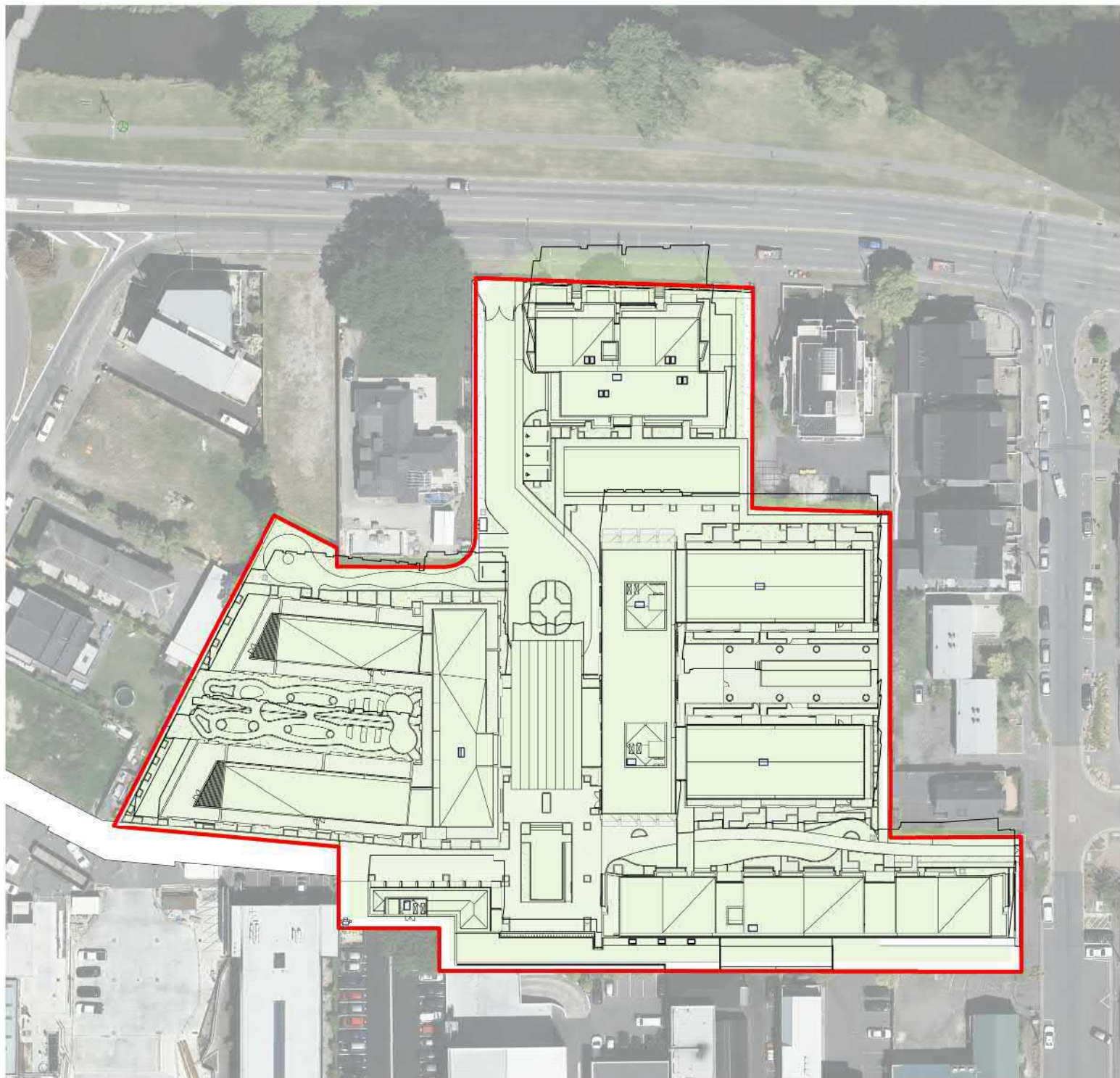
D

Revisions

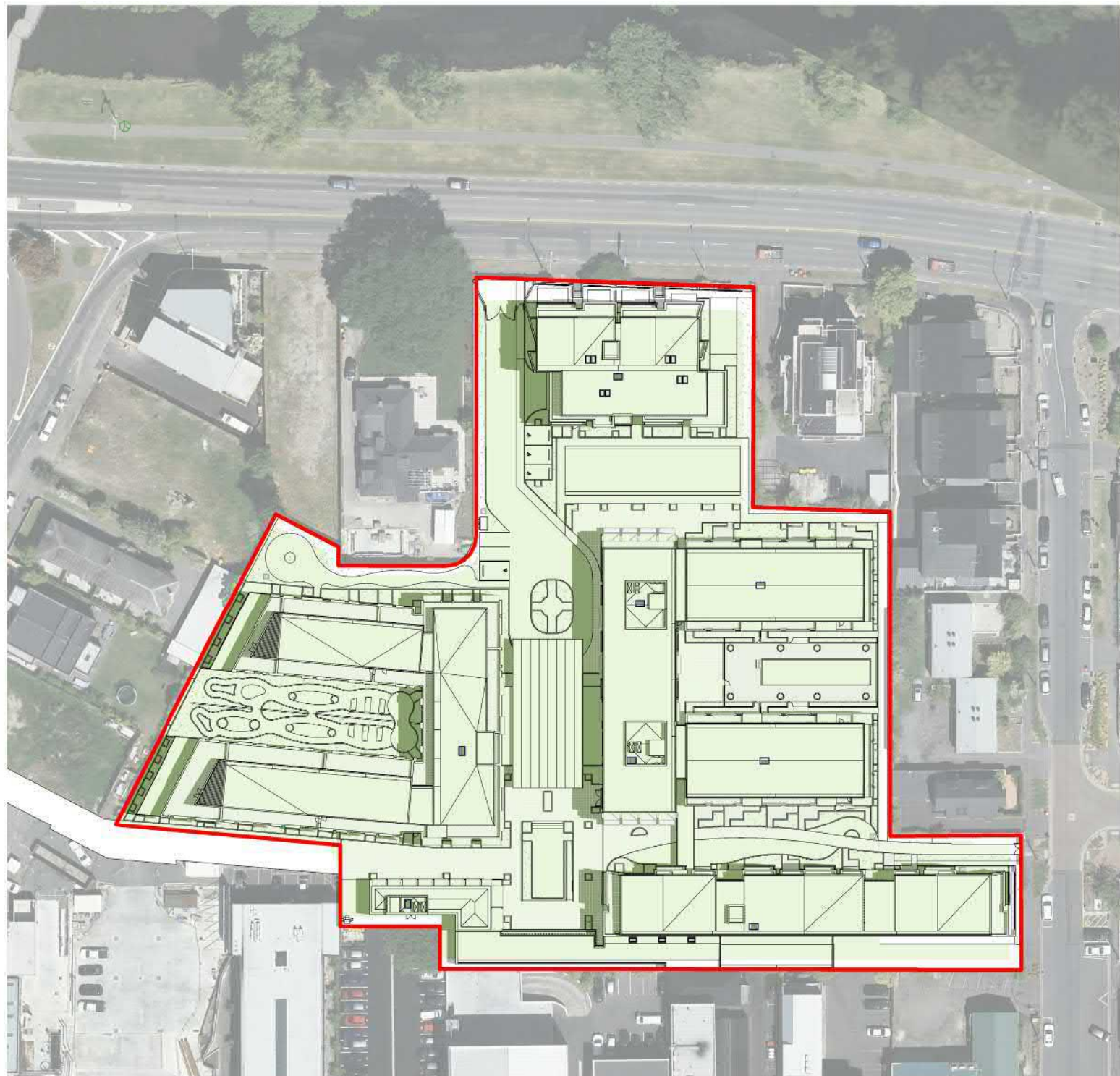
A	21/11/19	TECHNICAL ASSESSMENT
B	09/03/20	FOR INFORMATION
C	13/03/20	FINAL DRAFT
D	27/03/20	RESOURCE CONSENT ISSUE
E	15/05/20	RESOURCE CONSENT RFI
F	12/06/20	RESOURCE CONSENT RFI

Notes

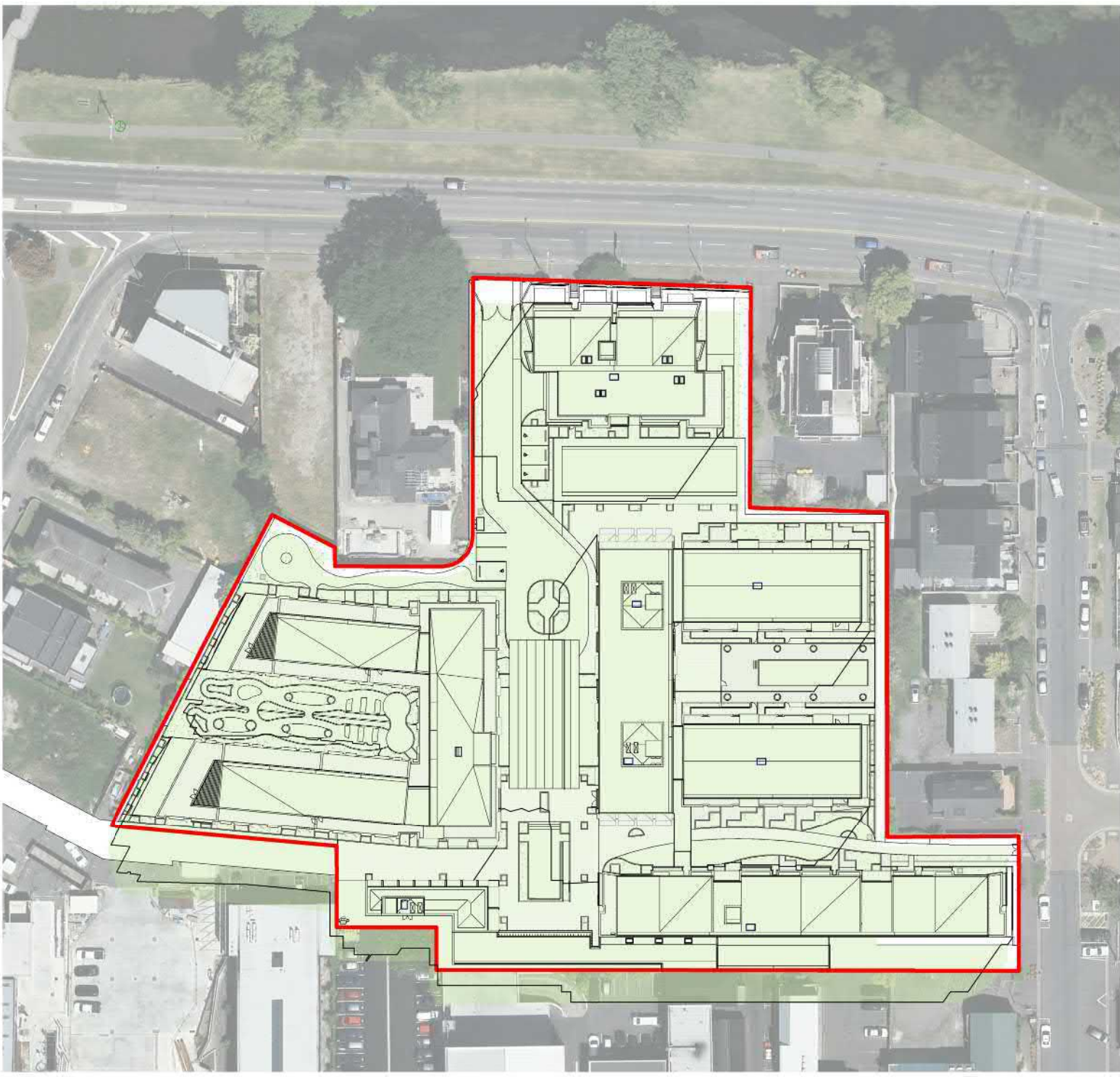
SUMMER SOLSTICE



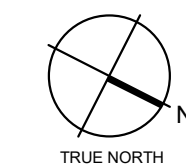
6 22 DEC - 10AM
A1 sheet scale = 1 : 1000
A3 sheet scale is twice scale shown above



4 22 DEC - 1PM (No Shadows beyond the site boundary)
A1 sheet scale = 1 : 1000
A3 sheet scale is twice scale shown above



5 22 DEC - 4PM
A1 sheet scale = 1 : 1000
A3 sheet scale is twice scale shown above



Client

Ryman Healthcare Ltd

Warren and Mahoney Architects
New Zealand Ltd

254 Montreal Street
PO Box 25086
Christchurch 8011
New Zealand
Phone + 64 3 961 5926

Registered Architects and Designers
www.warrenandmahoney.com

Project Title

**PARK TERRACE
SITE ONE
BISHOPSPARK**

Drawing Title

**SITE .S01
SUN STUDIES**

Drawing Issue

**TECHNICAL
ASSESSMENT**

Drawing Details


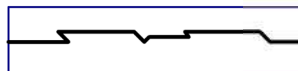
Scale	As indicated @ A1
Date	12/06/20
Job No	8917
Drawn	WM Team
Checked	TDH

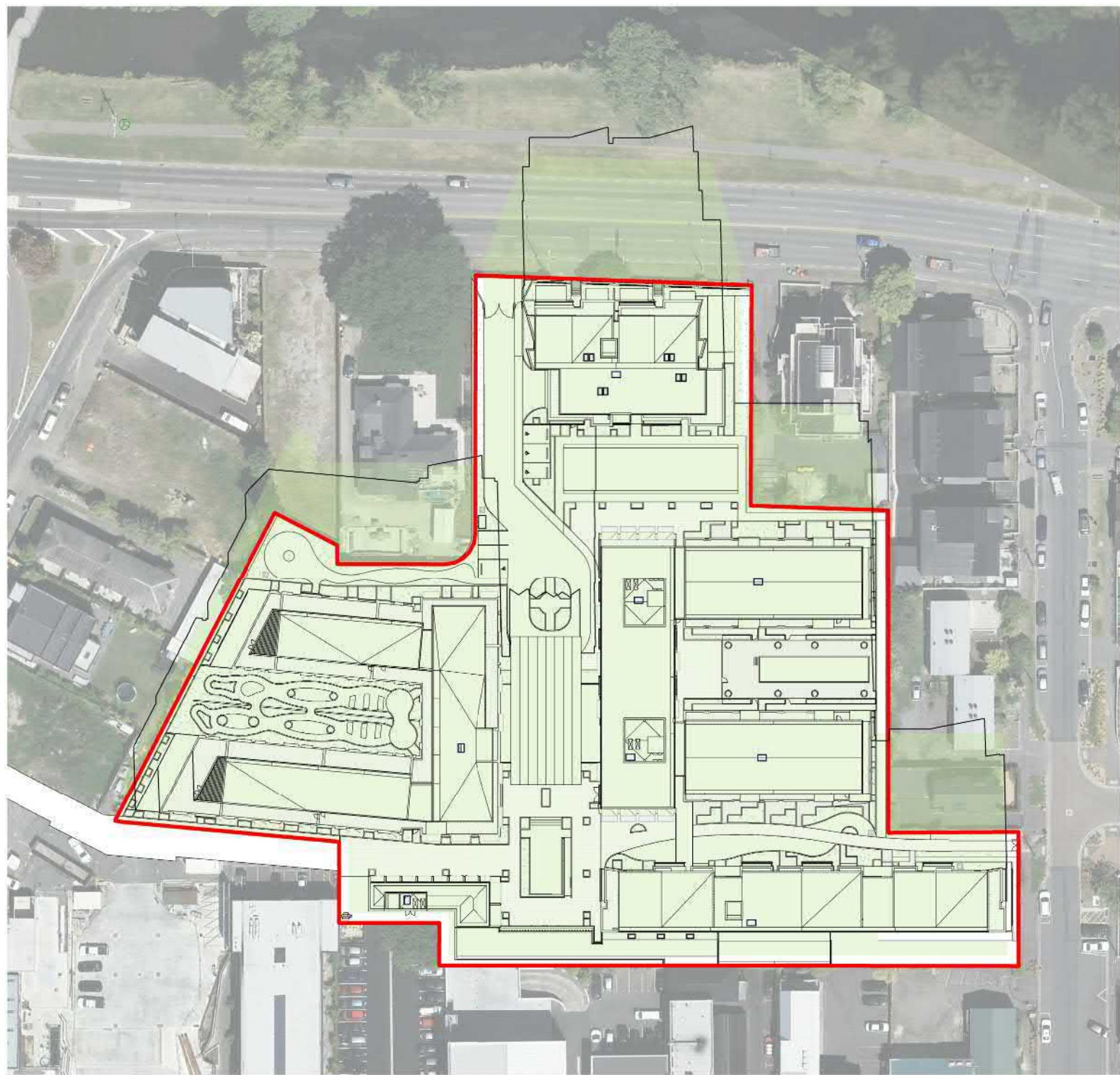
Drawing No

.S01 .A0-200

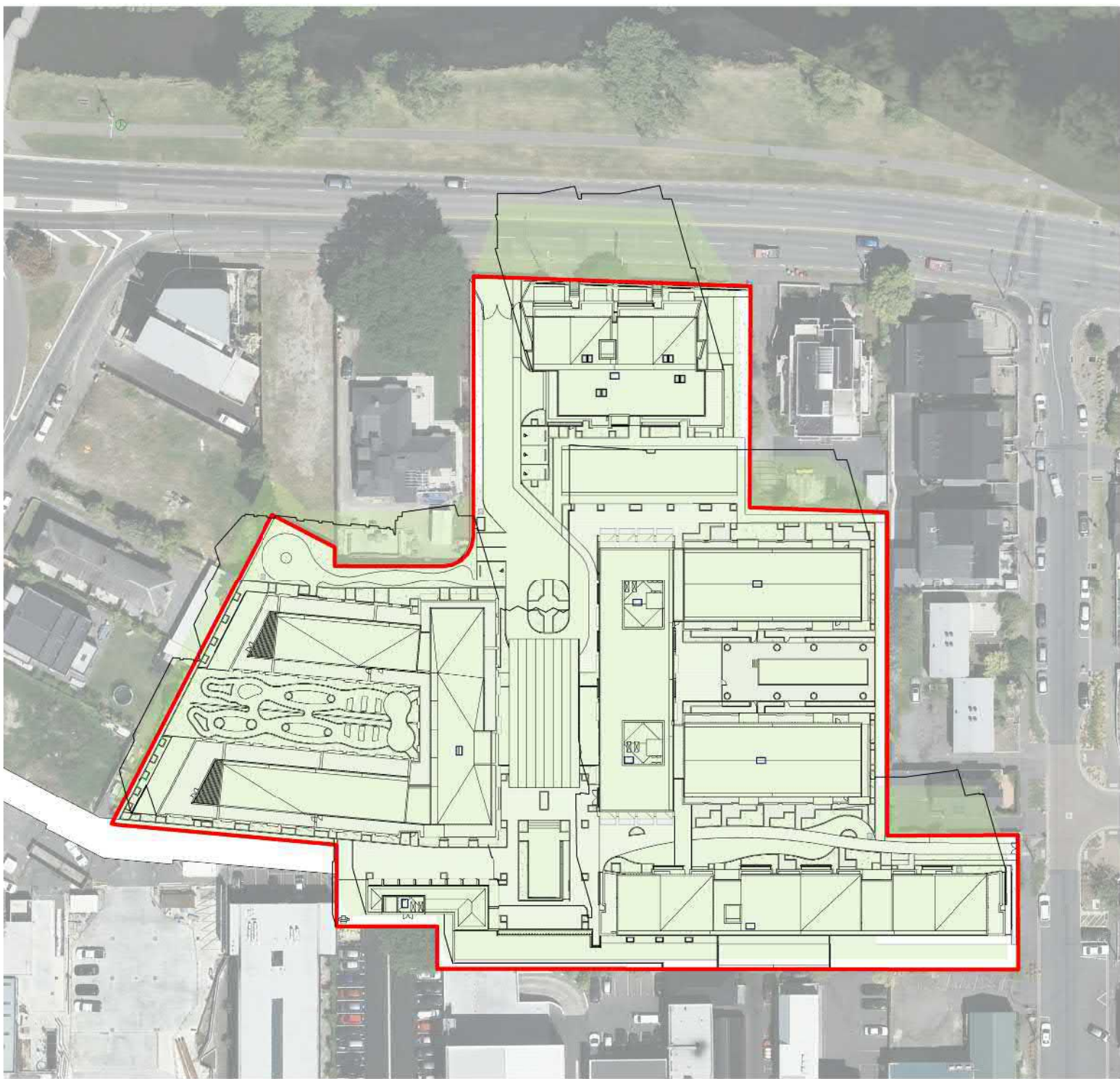
Revision

(F)

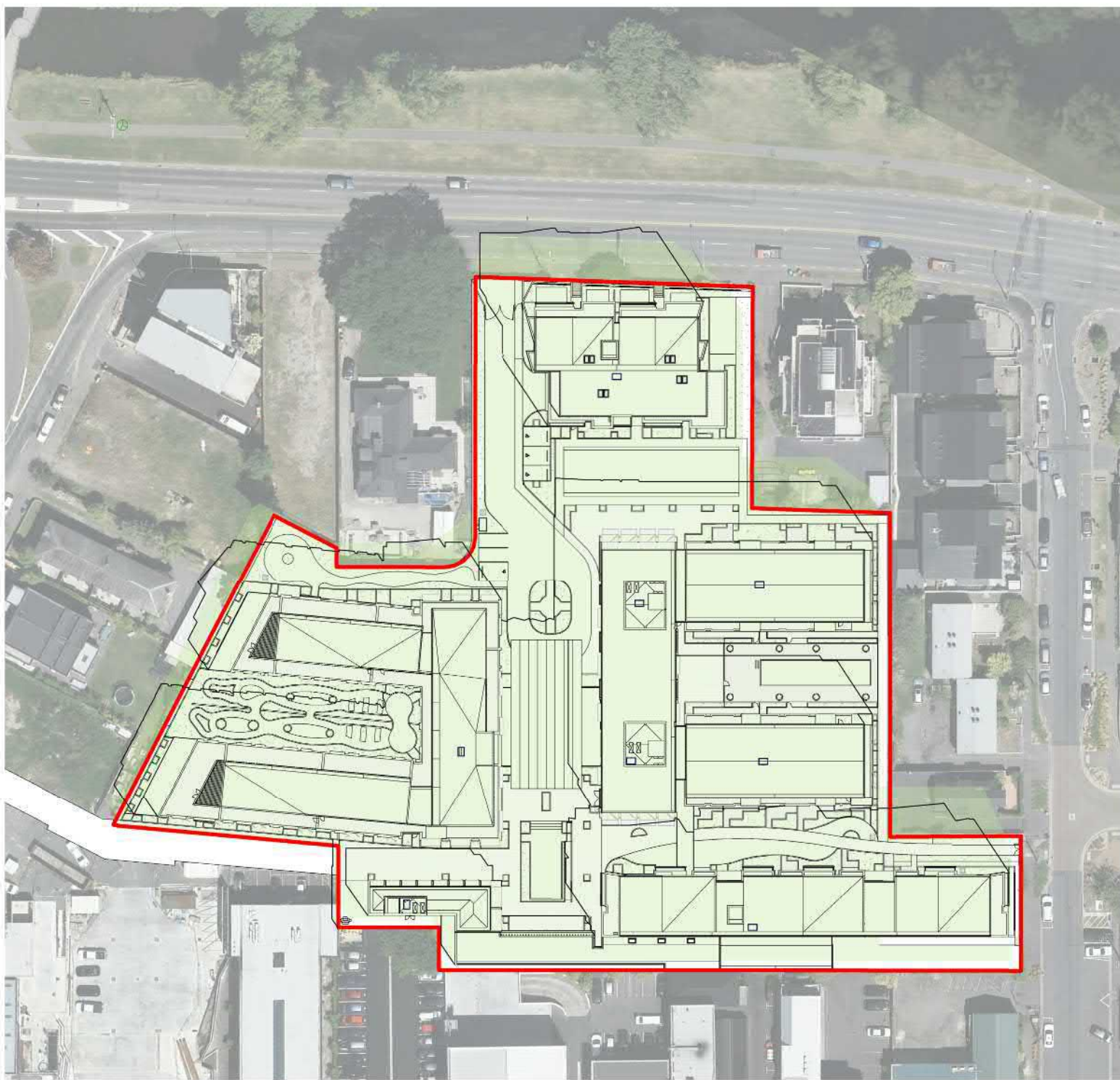
 **EXTENT OF SHADING PRODUCED BY A STRUCTURE BUILT TO THE 14M HEIGHT AND HIRB CONTROLS**
 **EXTENT OF SHADING PRODUCED BY PROPOSED DESIGN - REPRESENTED BY THE OUTLINE**



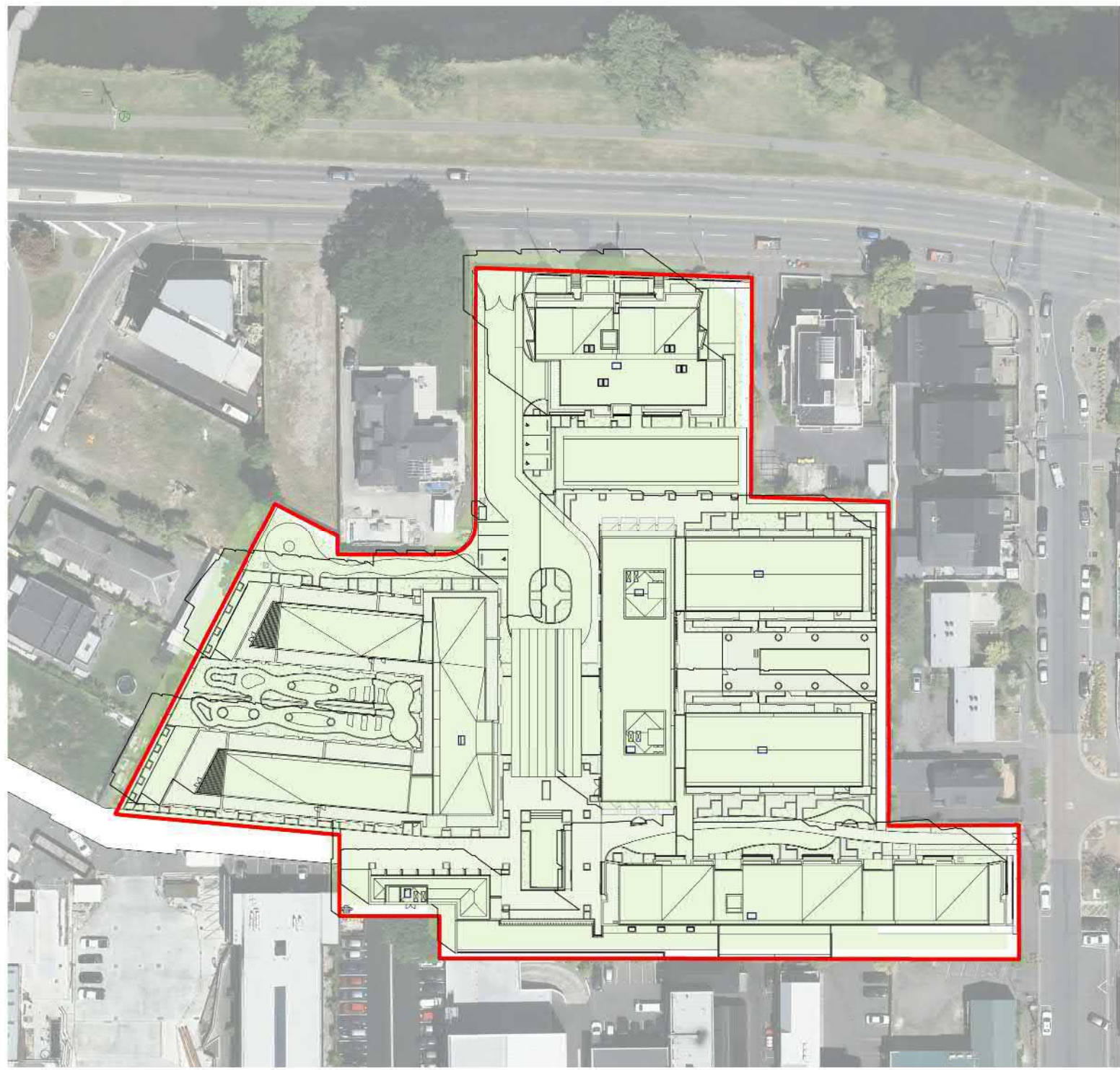
1 23 SEPT - 9AM
A0-060 A1 sheet scale = 1 : 1000
A3 sheet scale is twice scale shown above



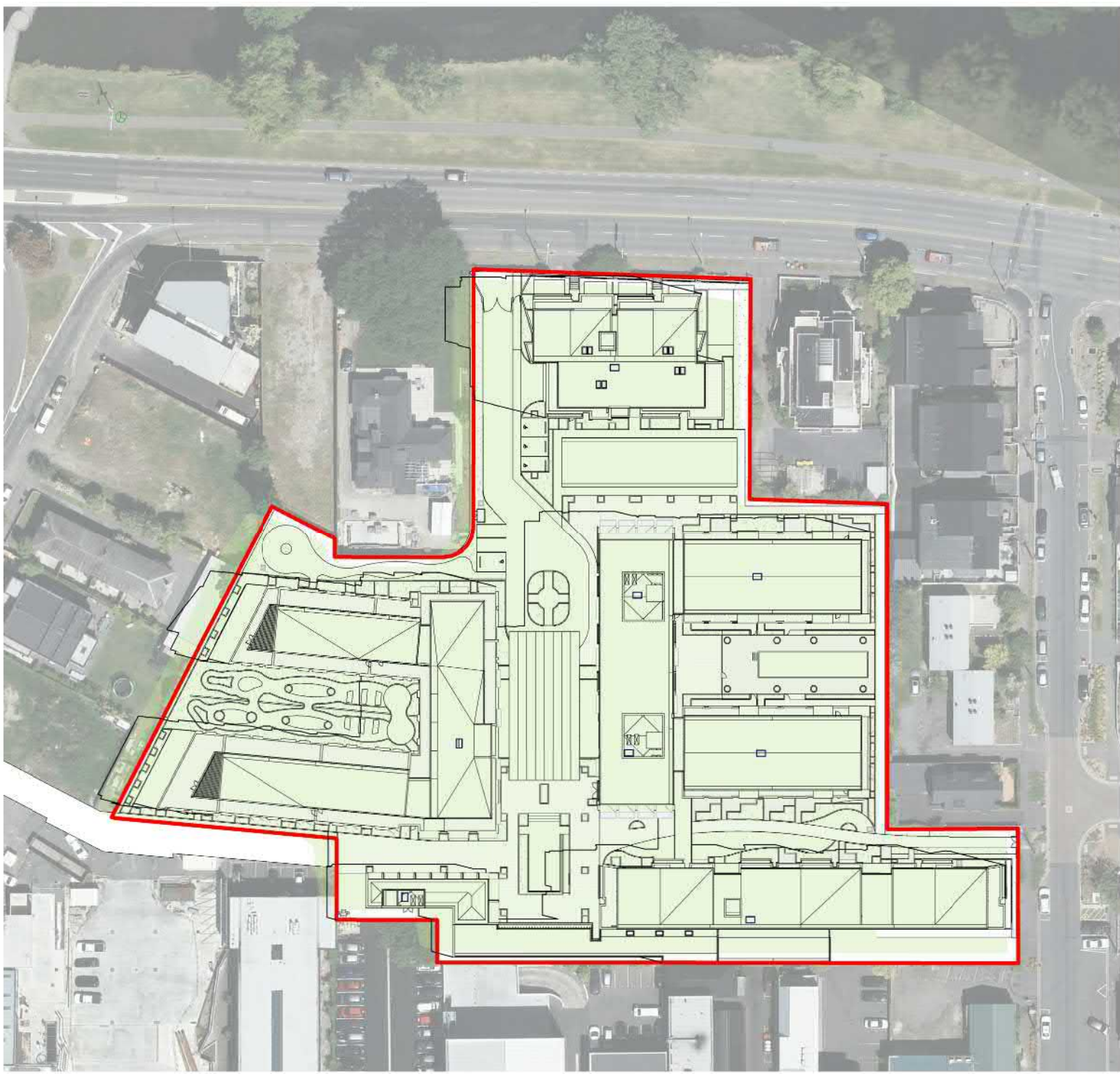
2 23 SEPT - 10AM
A0-060 A1 sheet scale = 1 : 1000
A3 sheet scale is twice scale shown above



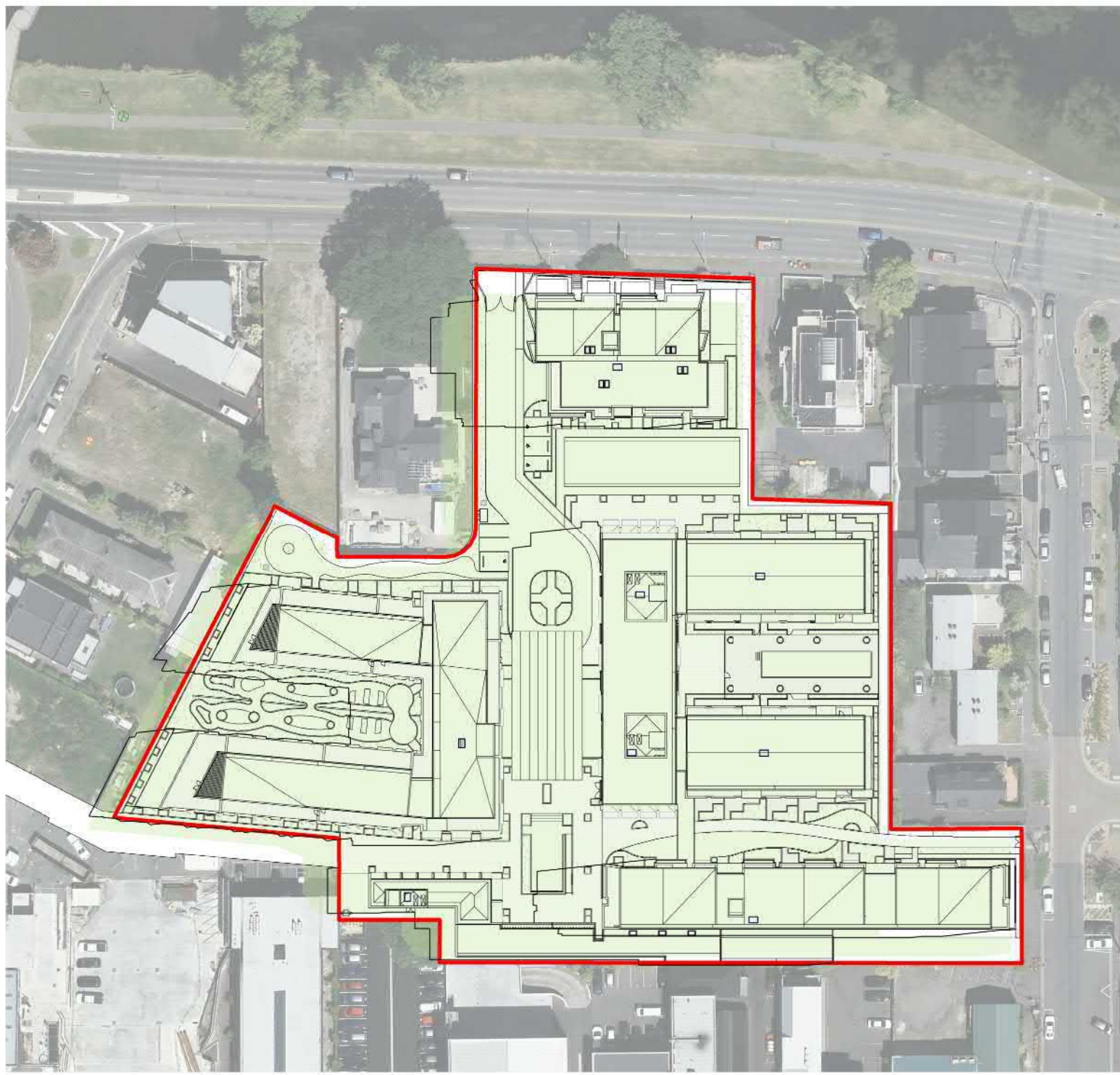
3 23 SEPT - 11AM
A0-060 A1 sheet scale = 1 : 1000
A3 sheet scale is twice scale shown above



6 23 SEPT - Noon
A0-060 A1 sheet scale = 1 : 1000
A3 sheet scale is twice scale shown above



4 23 SEPT - 1PM
A0-060 A1 sheet scale = 1 : 1000
A3 sheet scale is twice scale shown above



5 23 SEPT - 2PM
A0-060 A1 sheet scale = 1 : 1000
A3 sheet scale is twice scale shown above

EXTENT OF SHADING PRODUCED BY A STRUCTURE BUILT TO THE 14M HEIGHT AND HIRB CONTROLS
EXTENT OF SHADING PRODUCED BY PROPOSED DESIGN - REPRESENTED BY THE OUTLINE

All dimension to be verified on site before producing shop drawings or commencing any work. Do not scale. The copyright of this drawing remains with Warren and Mahoney Architects Ltd.

Revisions

A 21/11/19 TECHNICAL ASSESSMENT
B 09/03/20 FOR INFORMATION
C 13/03/20 FINAL DRAFT
D 27/03/20 RESOURCE CONSENT ISSUE
E 15/05/20 RESOURCE CONSENT RFI
F 12/06/20 RESOURCE CONSENT RFI

Notes

Client

Ryman Healthcare Ltd

Warren and Mahoney Architects
New Zealand Ltd

254 Montreal Street
PO Box 25086
Christchurch 8011
New Zealand
Phone + 64 3 961 5926

Registered Architects and Designers
www.warrenandmahoney.com

Project Title

PARK TERRACE
SITE ONE
BISHOPSPARK

Drawing Title

SITE .S01
SUN STUDIES

Drawing Issue

TECHNICAL
ASSESSMENT

Drawing Details

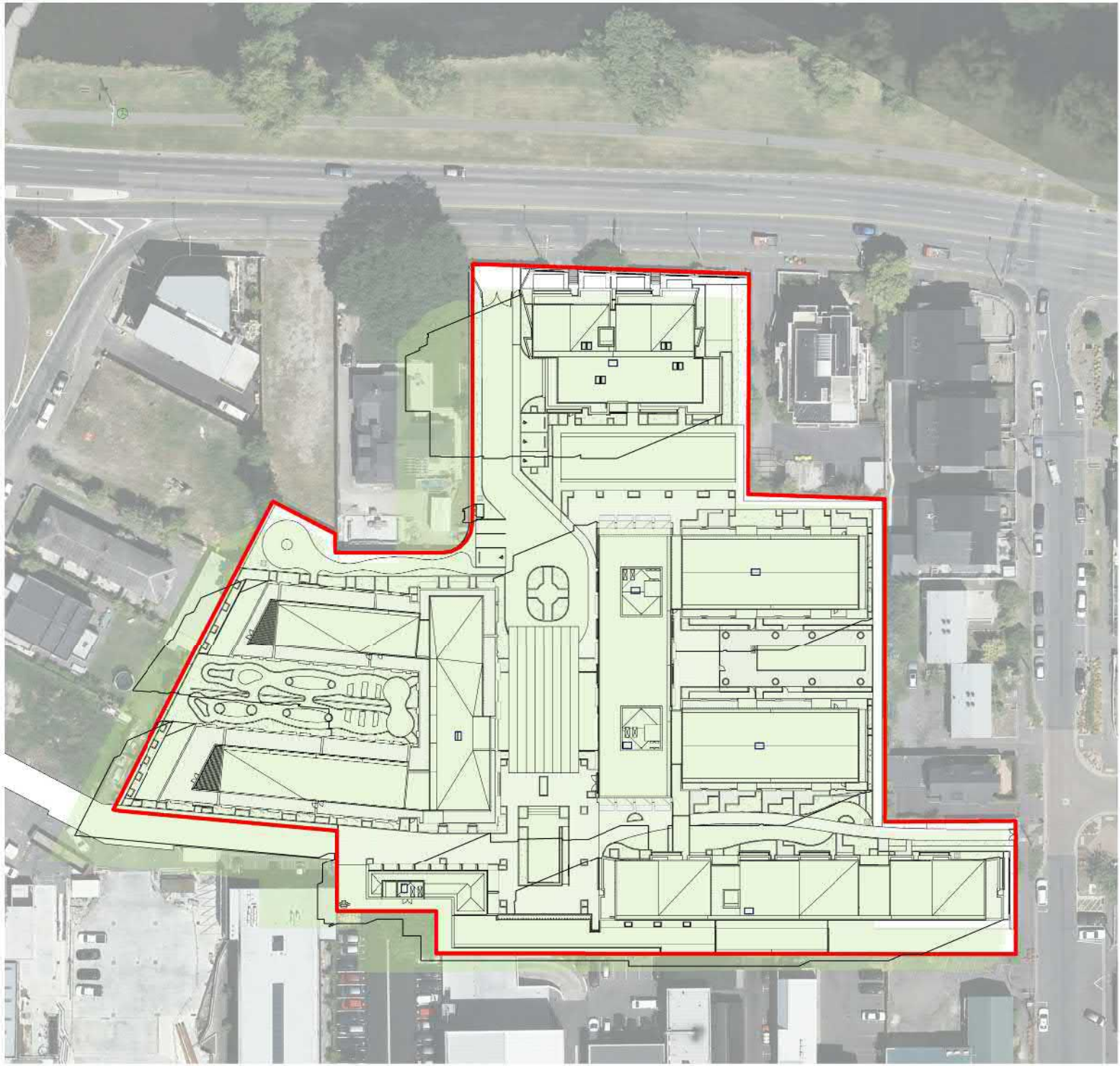
Scale As indicated @ A1
Date 12/06/20
Job No 8917
Drawn WM Team
Checked TDH

Drawing No

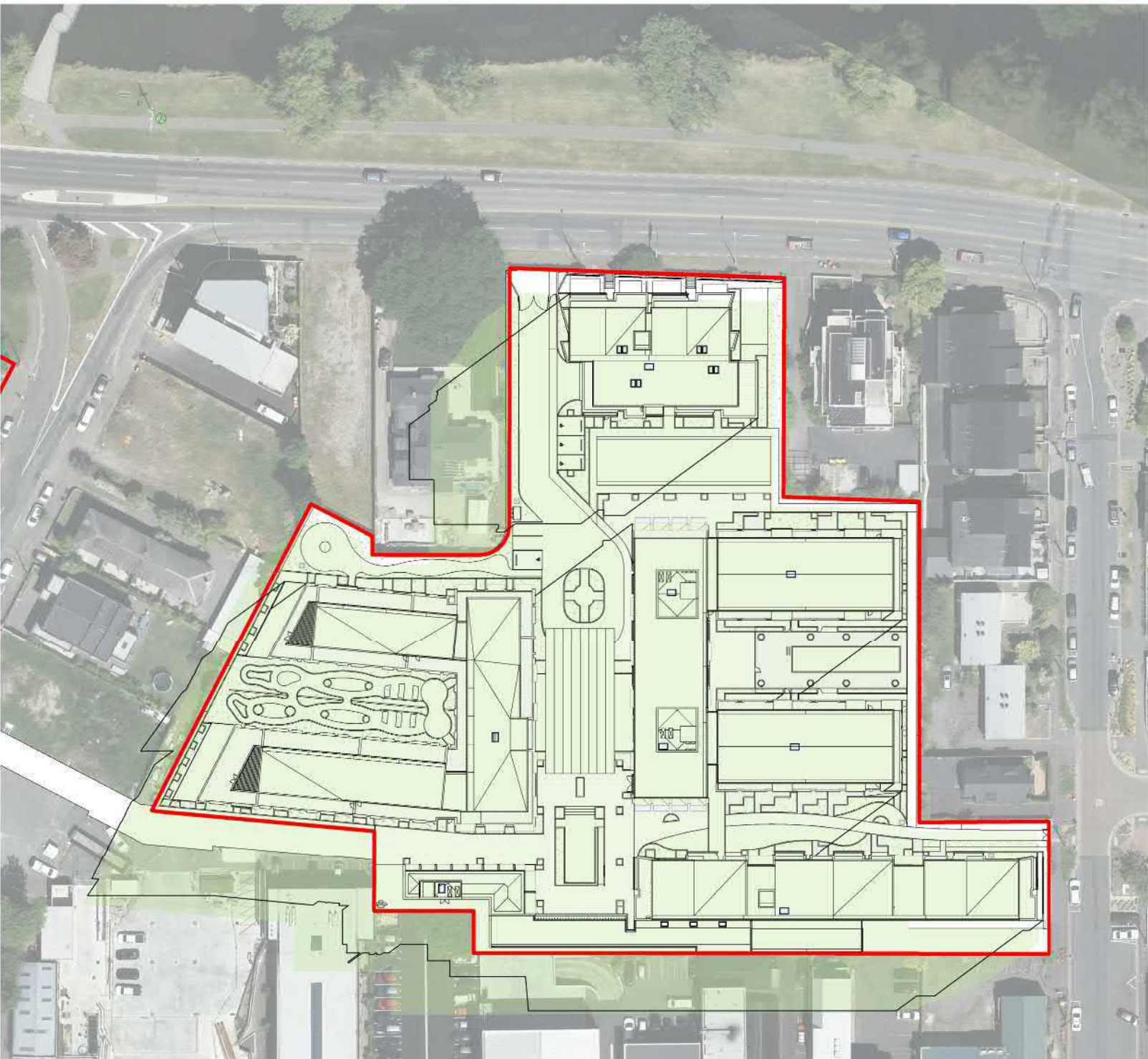
.S01 .A0-201

Revision

F




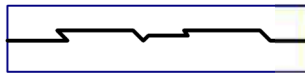
1 23 SEPT - 3PM
A0-060
A1 sheet scale = 1 : 1000
A3 sheet scale is twice scale shown above

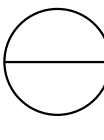


2 23 SEPT - 4PM
A0-060
A1 sheet scale = 1 : 1000
A3 sheet scale is twice scale shown above



3 23 SEPT - 5PM
A0-060
A1 sheet scale = 1 : 1000
A3 sheet scale is twice scale shown above

 **EXTENT OF SHADING PRODUCED BY A STRUCTURE BUILT TO THE 14M HEIGHT AND HIRB CONTROLS**
 **EXTENT OF SHADING PRODUCED BY PROPOSED DESIGN - REPRESENTED BY THE OUTLINE**

 **SHADOW DIAGRAM LEGEND**
A1 sheet scale = 1 : 1
A3 sheet scale is twice scale shown above

All dimension to be verified on site before producing shop drawings or commencing any work.
Do not scale. The copyright of this drawing remains with Warren and Mahoney Architects Ltd.

Revisions

A 12/06/20 RESOURCE CONSENT RFI

Notes

Client

Ryman Healthcare Ltd

**Warren and Mahoney Architects
New Zealand Ltd**

254 Montreal Street
PO Box 25086
Christchurch 8011
New Zealand
Phone + 64 3 961 5926

Registered Architects and Designers
www.warrenandmahoney.com

Project Title

**PARK TERRACE
SITE ONE
BISHOPSPARK**

Drawing Title

**SITE .S01
SUN STUDIES**

Drawing Issue

**TECHNICAL
ASSESSMENT**

Drawing Details

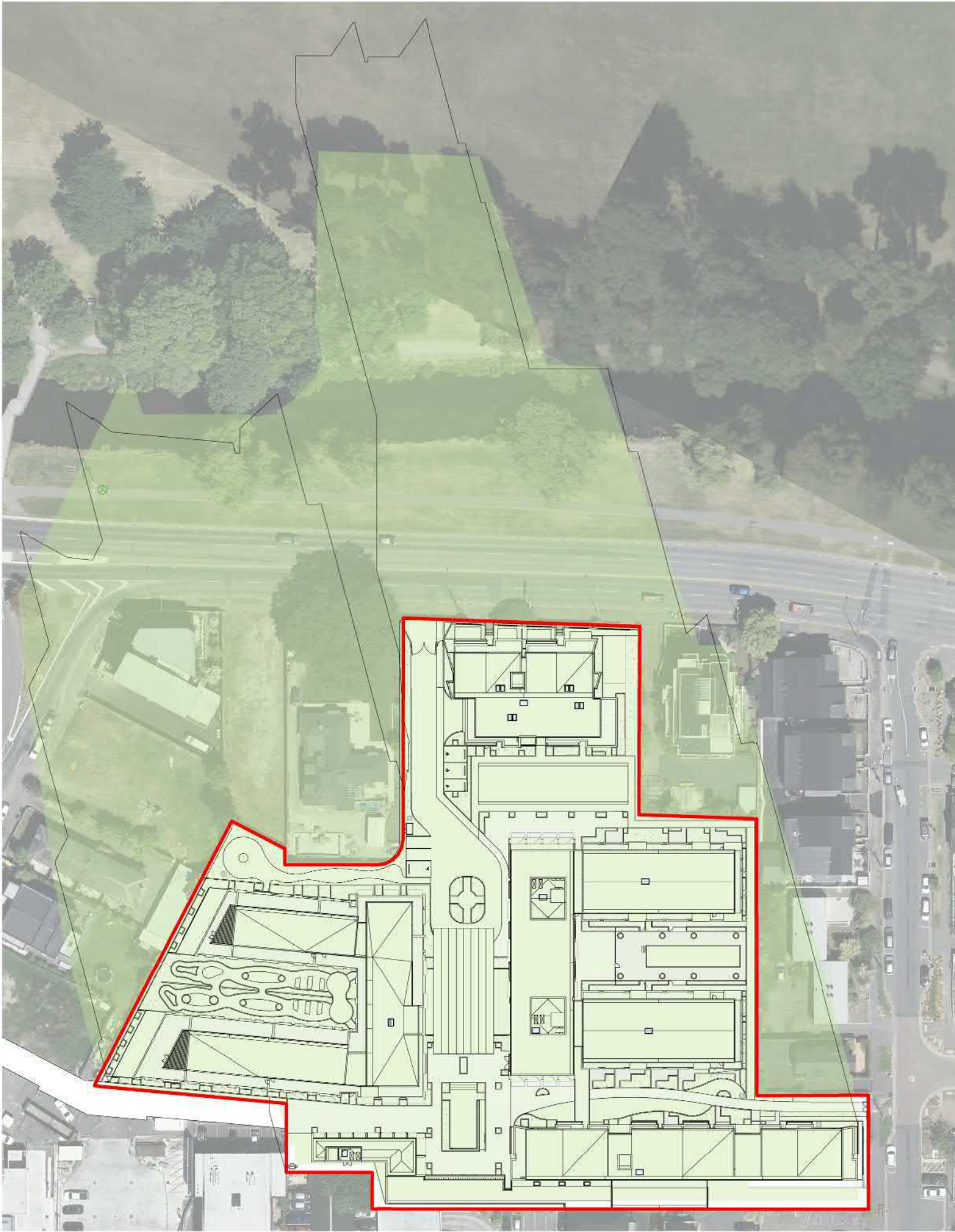
Scale	As indicated @ A1
Date	12/06/20
Job No	8917
Drawn	WM Team
Checked	TDH

Drawing No

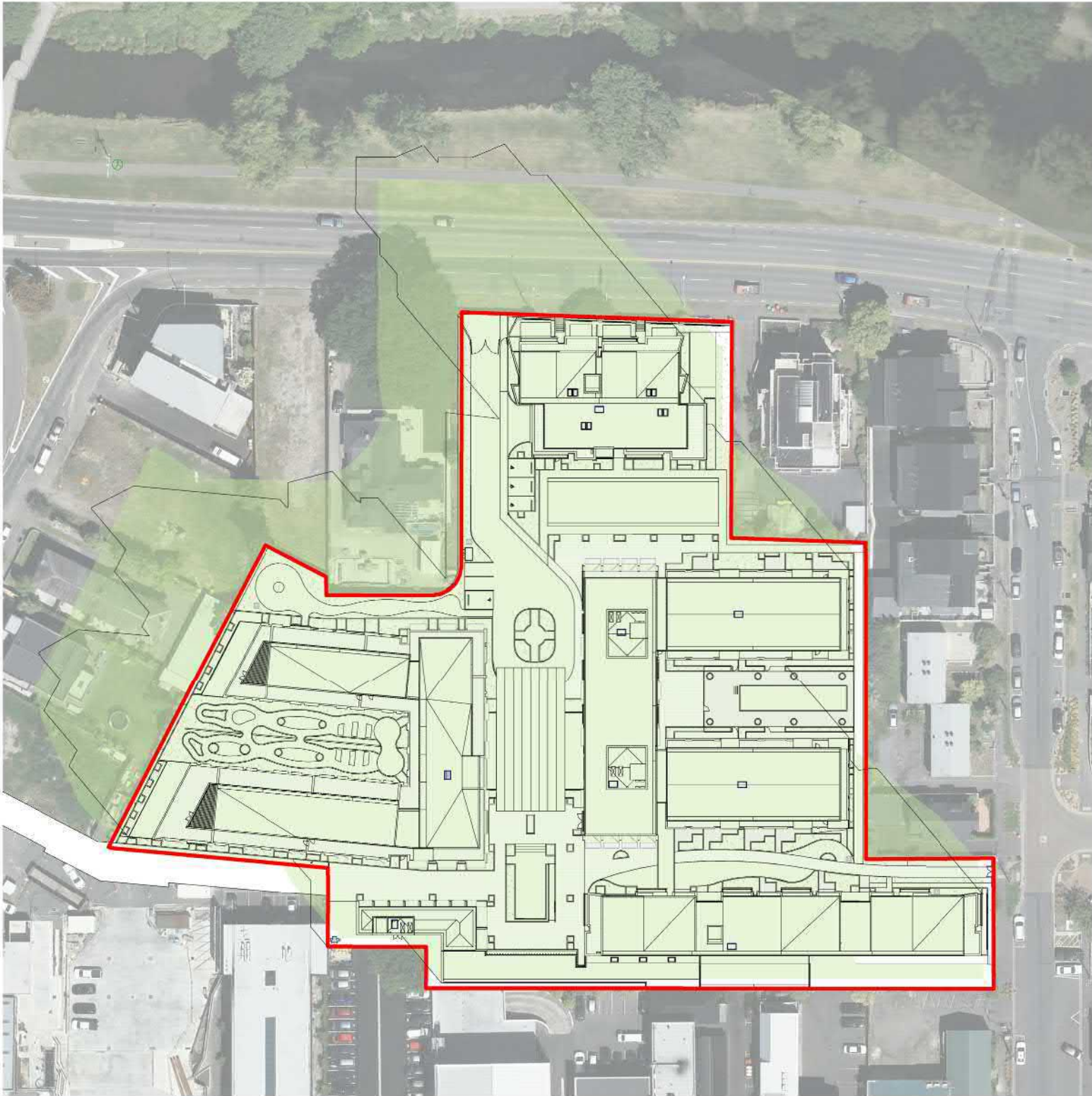
.S01 .A0-202

Revision

(A)


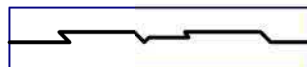


3 21 JUNE - 9AM
A1 sheet scale = 1 : 1000
A3 sheet scale is twice scale shown above



2 21 JUNE - 11AM
A1 sheet scale = 1 : 1000
A3 sheet scale is twice scale shown above

WINTER SOLSTICE

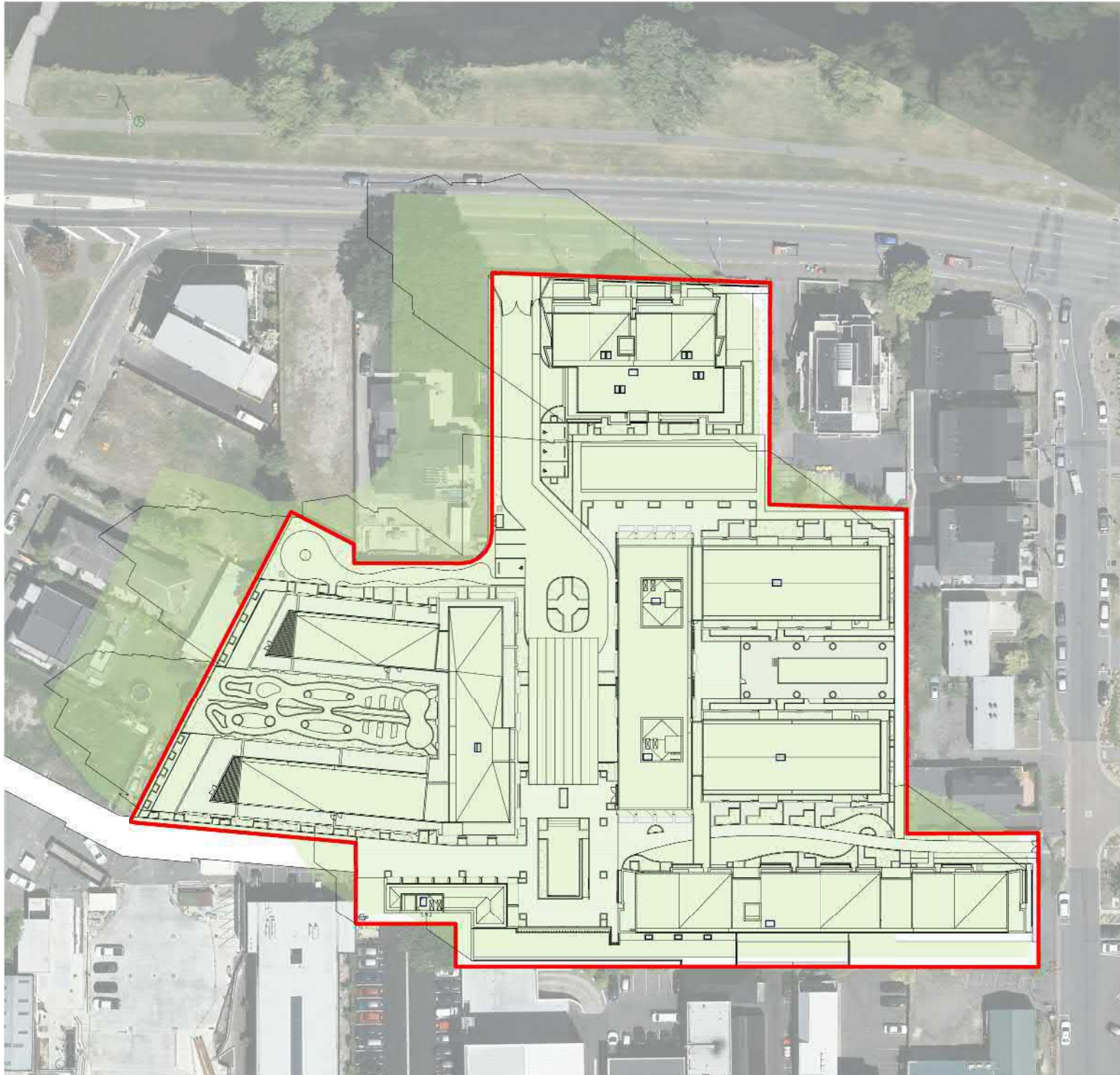
-  EXTENT OF SHADING PRODUCED BY A STRUCTURE BUILT TO THE 14M HEIGHT AND HIRB CONTROLS
-  EXTENT OF SHADING PRODUCED BY PROPOSED DESIGN - REPRESENTED BY THE OUTLINE

SHADOW DIAGRAM LEGEND

A1 sheet scale = 1 : 1
A3 sheet scale is twice scale shown above



1 21 JUNE - 10AM
A1 sheet scale = 1 : 1000
A3 sheet scale is twice scale shown above



4 21 JUNE - Noon
A1 sheet scale = 1 : 1000
A3 sheet scale is twice scale shown above

All dimension to be verified on site before producing shop drawings or commencing any work. Do not scale. The copyright of this drawing remains with Warren and Mahoney Architects Ltd.

Revisions

Notes

Client

Ryman Healthcare Ltd

Warren and Mahoney Architects New Zealand Ltd

254 Montreal Street
PO Box 25086
Christchurch 8011
New Zealand
Phone + 64 3 961 5926

Registered Architects and Designers
www.warrenandmahoney.com

Project Title

**PARK TERRACE
SITE ONE
BISHOPSPARK**

Drawing Title

**SITE .S01
SUN STUDIES**

Drawing Issue

**TECHNICAL
ASSESSMENT**

Drawing Details

Scale As indicated @ A1
Date
Job No 8917
Drawn WM Team
Checked TDH

Drawing No

.S01 .A0-203

Revision

WINTER SOLSTICE

- EXTENT OF SHADING PRODUCED BY A STRUCTURE BUILT TO THE 14M HEIGHT AND HIRB CONTROLS
- EXTENT OF SHADING PRODUCED BY PROPOSED DESIGN - REPRESENTED BY THE OUTLINE

SHADOW DIAGRAM LEGEND

A1 sheet scale = 1 : 1
A3 sheet scale is twice scale shown above



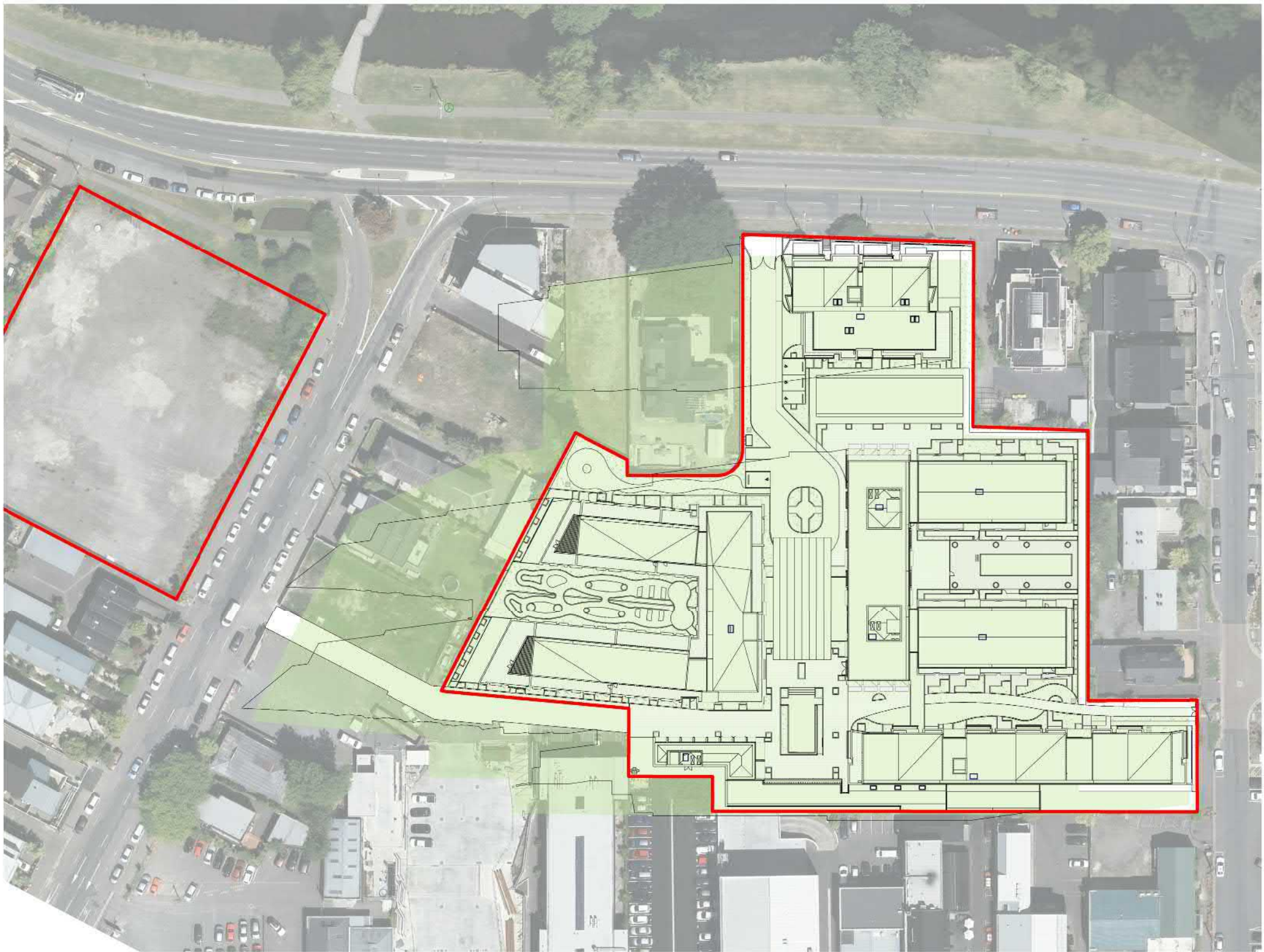
4 21 JUNE - 1PM

A1 sheet scale = 1 : 1000
A3 sheet scale is twice scale shown above



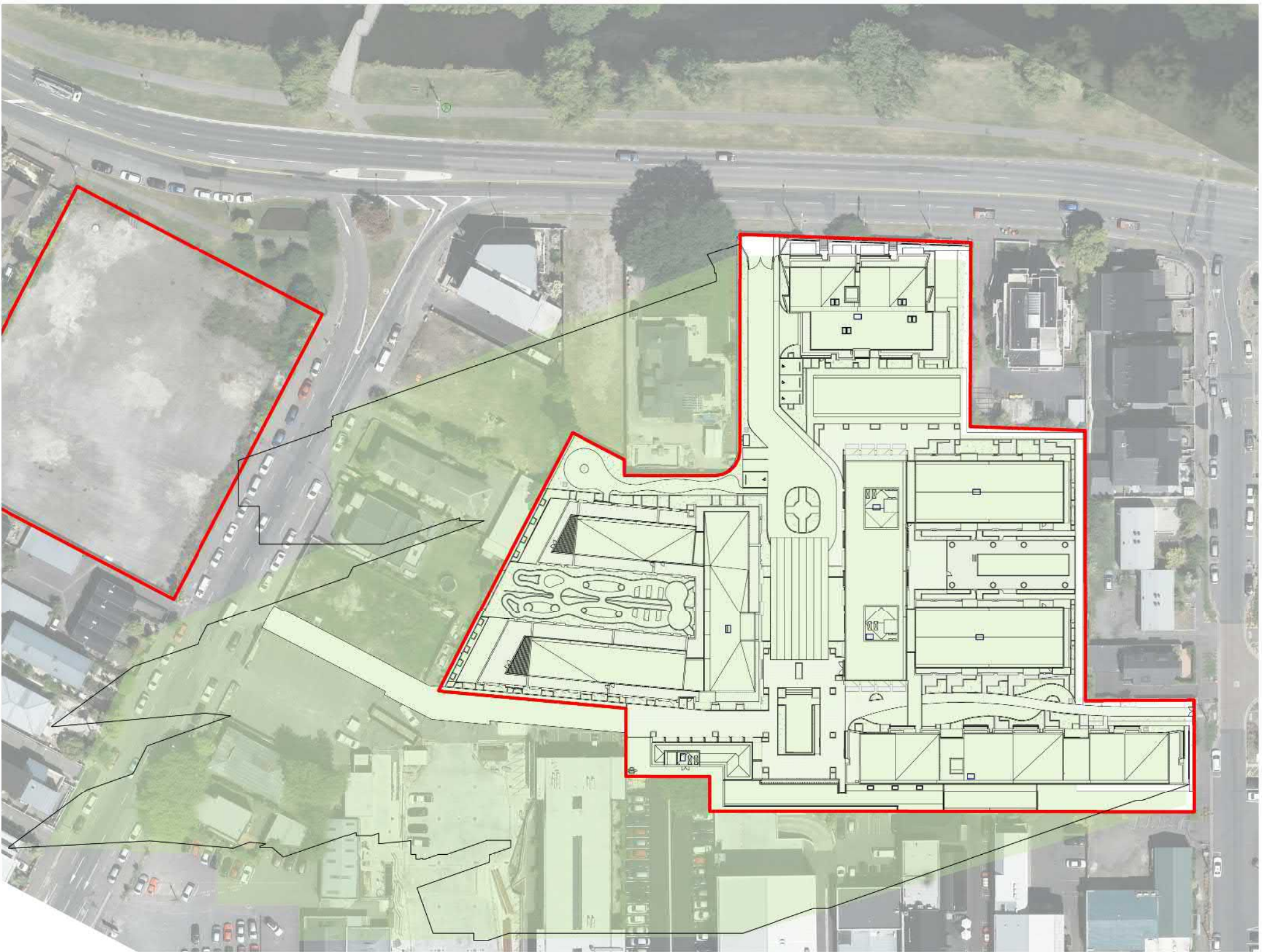
3 21 JUNE - 2PM

A1 sheet scale = 1 : 1000
A3 sheet scale is twice scale shown above



2 21 JUNE - 3PM

A1 sheet scale = 1 : 1000
A3 sheet scale is twice scale shown above



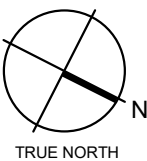
1 21 JUNE - 4PM

A1 sheet scale = 1 : 1000
A3 sheet scale is twice scale shown above

All dimension to be verified on site before producing shop drawings or commencing any work. Do not scale. The copyright of this drawing remains with Warren and Mahoney Architects Ltd.

Revisions

Notes



Client

Ryman Healthcare Ltd

Warren and Mahoney Architects
New Zealand Ltd

254 Montreal Street
PO Box 25086
Christchurch 8011
New Zealand
Phone + 64 3 961 5926

Registered Architects and Designers
www.warrenandmahoney.com

Project Title

PARK TERRACE
SITE ONE
BISHOPSPARK

Drawing Title

SITE .S01
SUN STUDIES

Drawing Issue

TECHNICAL
ASSESSMENT

Drawing Details

Scale As indicated @ A1
Date
Job No 8917
Drawn WM Team
Checked TDH

Drawing No

.S01 .A0-204

Revision

WARREN AND MAHONEY



METALCRAFT **ESPAN 470** STANDING SEAM CLADDING
COLOURSTEEL **SLATE** FINISH



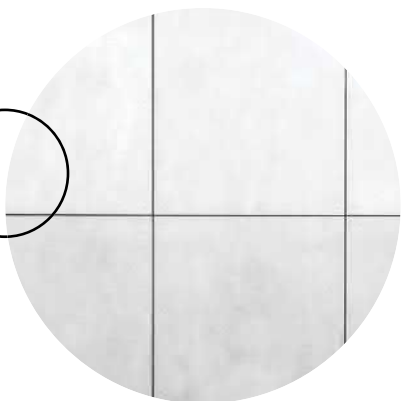
KNOTWOOD ALUMINIUM **BATTENS**
FINISH **TBC**



CANTERBURY CLAY **BRICK**
WAKATIPU FINISH



CONCEALED **PLANTER BOX**
POWDERCOATED **SLATE** FINISH



CEMINTEL **FC SHEET** CLADDING
BARESTONE FINISH



STEEL **FIN BALUSTRADE**
POWDERCOATED **SLATE** FINISH


INDICATIVE ONLY

BISHOPSPARK


BUILDING B01




METALCRAFT **ESPAN 470** STANDING SEAM CLADDING
COLOURSTEEL **SLATE** FINISH



CEMINTEL **FC SHEET** CLADDING
BARESTONE FINISH



KNOTWOOD **ALUMINIUM BATTENS**
FINISH **TBC**



KNOTWOOD **ALUMINIUM BATTENS**
FINISH **TBC**



CANTERBURY CLAY **BRICK**
WAKATIPU COLOUR



STEEL FIN **BALUSTRADE**
POWDERCOATED **SLATE** FINISH

INDICATIVE ONLY

BISHOPSPARK


BUILDING B02



METALCRAFT **ESPAN 470** STANDING SEAM CLADDING
COLOURSTEEL **SLATE** FINISH



KNOTWOOD ALUMINIUM BATTENS
FINISH **TBC**



CONCEALED **PLANTER BOX**
POWDERCOATED **SLATE** FINISH



CEMINTEL **FC** SHEET CLADDING
WAKATIPU FINISH



STEEL **FIN** BALUSTRADE
POWDERCOATED **SLATE** FINISH

INDICATIVE ONLY

BISHOPSPARK

BUILDING B04 DORSET ST.

Revisions

Notes



Park Terrace

Dorset St

Client

Ryman Healthcare Ltd

Warren and Mahoney Architects
New Zealand Ltd

254 Montreal Street
PO Box 25086
Christchurch 8011
New Zealand
Phone + 64 3 961 5926

Registered Architects and Designers
www.warrenandmahoney.com

Project Title

PARK TERRACE
SITE ONE
BISHOPSPARK

Drawing Title

.S01
NORTH EAST
ISOMETRIC VIEW

Drawing Issue

Drawing Details

Scale	@ A1
Date	
Job No	8917
Drawn	Author
Checked	Checker

Drawing No

.S01 .A0-073

Revision

○



2 NORTH WEST ISOMETRIC VIEW

All dimension to be verified on site before producing shop drawings or commencing any work. Do not scale. The copyright of this drawing remains with Warren and Mahoney Architects Ltd.

Revisions

Notes

Client

Ryman Healthcare Ltd

Warren and Mahoney Architects
New Zealand Ltd

254 Montreal Street
PO Box 25086
Christchurch 8011
New Zealand
Phone + 64 3 961 5926

Registered Architects and Designers
www.warrenandmahoney.com

Project Title

PARK TERRACE
SITE ONE
BISHOPSPARK

Drawing Title

.S01
NORTH WEST
ISOMETRIC VIEWS

Drawing Issue

Drawing Details

Scale	@ A1
Date	
Job No	8917
Drawn	Author
Checked	Checker

Drawing No

.S01 .A0-074

Revision

Revisions

Notes

Client

Ryman Healthcare Ltd

Warren and Mahoney Architects
New Zealand Ltd

254 Montreal Street
PO Box 25086
Christchurch 8011
New Zealand
Phone + 64 3 961 5926

Registered Architects and Designers
www.warrenandmahoney.com

Project Title

PARK TERRACE
SITE ONE
BISHOPSPARK

Drawing Title

.S01
SOUTH EAST
ISOMETRIC VIEW

Drawing Issue

Drawing Details

Scale	@ A1
Date	
Job No	8917
Drawn	Author
Checked	Checker

Drawing No

.S01 .A0-075

Revision

○

Revisions

Notes

Client

Ryman Healthcare Ltd

Warren and Mahoney Architects
New Zealand Ltd

254 Montreal Street
PO Box 25086
Christchurch 8011
New Zealand
Phone + 64 3 961 5926

Registered Architects and Designers
www.warrenandmahoney.com

Project Title

PARK TERRACE
SITE ONE
BISHOPSPARK

Drawing Title

.S01
SOUTH WEST
ISOMETRIC VIEW

Drawing Issue

Drawing Details

Scale	@ A1
Date	
Job No	8917
Drawn	Author
Checked	Checker

Drawing No

.S01 .A0-076

Revision